

LAB

R E P O R T E R

Innovative Products and Science News
NO. 2, 2019

Safety Compliance

A Team Effort at Texas A&M

Also in This Issue:

Adaptive Fabric Responds to Changes in Body Temperature

Solvent Exposure Can Lead to Hearing Loss

Second HIV Patient in Remission After Stem Cell Transplant


Brain Metabolism Study Reveals Age Difference Between Sexes



20


CONTENTS

20 **FEATURED ARTICLE**
Safety Compliance
A Team Effort at Texas A&M




4

4 **CHEMICALS**
Adaptive Fabric Responds to
Changes in Body Temperature



12

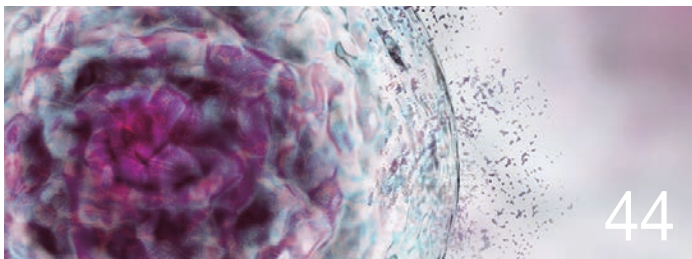


12 **CONSUMABLES**
Microplastics: Investigating Risk
and Understanding Evidence



24

24 **SAFETY**
Solvent Exposure Can
Lead to Hearing Loss



44

36 **LAB EQUIPMENT**
Brain Metabolism Study Reveals
Age Differences Between Sexes

44 **LIFE SCIENCES**
Second HIV Patient in Remission
After Stem Cell Transplant

CONTACT US

U.S.: 1-800-766-7000 fishersci.com
Canada: 1-800-234-7437 fishersci.ca



Check out page 26 for more great content from
the sponsor of this issue of *Lab Reporter*: **Ansell**

Lab Reporter provides quick and easy access to today's cutting-edge products and trusted solutions for all of your scientific research and applications.

Supplier/Product Guide

CHEMICALS

Acros Organics Organometallic Compounds	6
Avantor Chemicals	11
Fisher Scientific Chemical Structure Search	11
Spectrum Chemical	10
SPEX CertiPrep/SamplePrep	9
TCI America	8

CONSUMABLES

Bel-Art Desiccators	14
Corning Octagonal PET Bottles	17
DWK Kimble Glassware Starter Kits	16
Greiner Bio-One CELLdisc	18
Greiner Bio-One Shaker Flasks	19
Nasco Whirl-Pak Bags	19

SAFETY

Ansell Glove Ergonomics	26
Ansell Microflex XCEED Gloves	30
Brady Absorbents	27
Decon Ethanol (Federal Tax Pre-Paid)	31
Hourglass Chemical Accelerators in Gloves	32
Intermetro Secure Shelving Units	31
Justrite Safety Group	34
Kimberly-Clark Cleanroom Contamination	28
MCR Safety Safety Gear	34

LAB EQUIPMENT

AirClean Systems Enclosures	38
Kent Scientific Animal Surgical Products	41
Heidolph Test Tube Vortexers	40
Mettler Toledo Analytical Instruments	40
Mystaire Enclosures	42
Ohaus Adventurer Series Balances	41

LIFE SCIENCES

Analytik Jena UVP ChemStudio	47
BioTek Instruments	46
GE Healthcare Sample Prep Products	47
<i>fisherbrand</i>	
Fisherbrand Fridays	49
Fisherbrand Furniture	55
Fisherbrand Gloves	52
Fisherbrand Maxima Pumps	50
Fisherbrand MaximaDry Pumps	54
Fisherbrand Microscopes	48
Fisherbrand Plastic Bottles and Jars	35
Fisherbrand Safety	53
Fisherbrand Sonic Dismembrators	43
Fisherbrand Ultrasonic Cleaners	51

Note: To check pricing, please log in to your account.

Supplier and Other Trademarks:

AirClean Systems, AirSafe, AKTA, AlphaTec, Analytik Jena, Ansell, AutoScratch, Avantor, BelArt, BioSpa, BioTek, Brady, BRIGHTSORB, CELLdisc, Checkers, Corning, Cytation, Dressed for Success, Dry-Keeper, DuoCAP, DWK Life Sciences, Eagle, Endeavour, ERGOFORM, FreeStyle1100, GE Healthcare, Greiner Bio-One, HandPRO, HEPASafe, Hourglass, Justrite, Kimberly-Clark Professional, KIMAX, Kimble, Kimtech, Lab Companion, LOW DERMA, MICROFLEX, Mystaire, Neogard, No TRAX, Ohaus, PowderSafe, Purple Nitrile, Secador, SP Scienceware, Space Saver, Spillfix, Super Erecta, TC, TouchNTuff, Ultraform, UVTect, XCEED

Trademarks of Thermo Fisher Scientific:

Acros Organics, AcroSeal, Fisher Scientific, Fisherbrand, Lab Reporter, Maxima, MaximaDry, Thermo Scientific

For trademark ownership, see fishersci.com/trademarks.

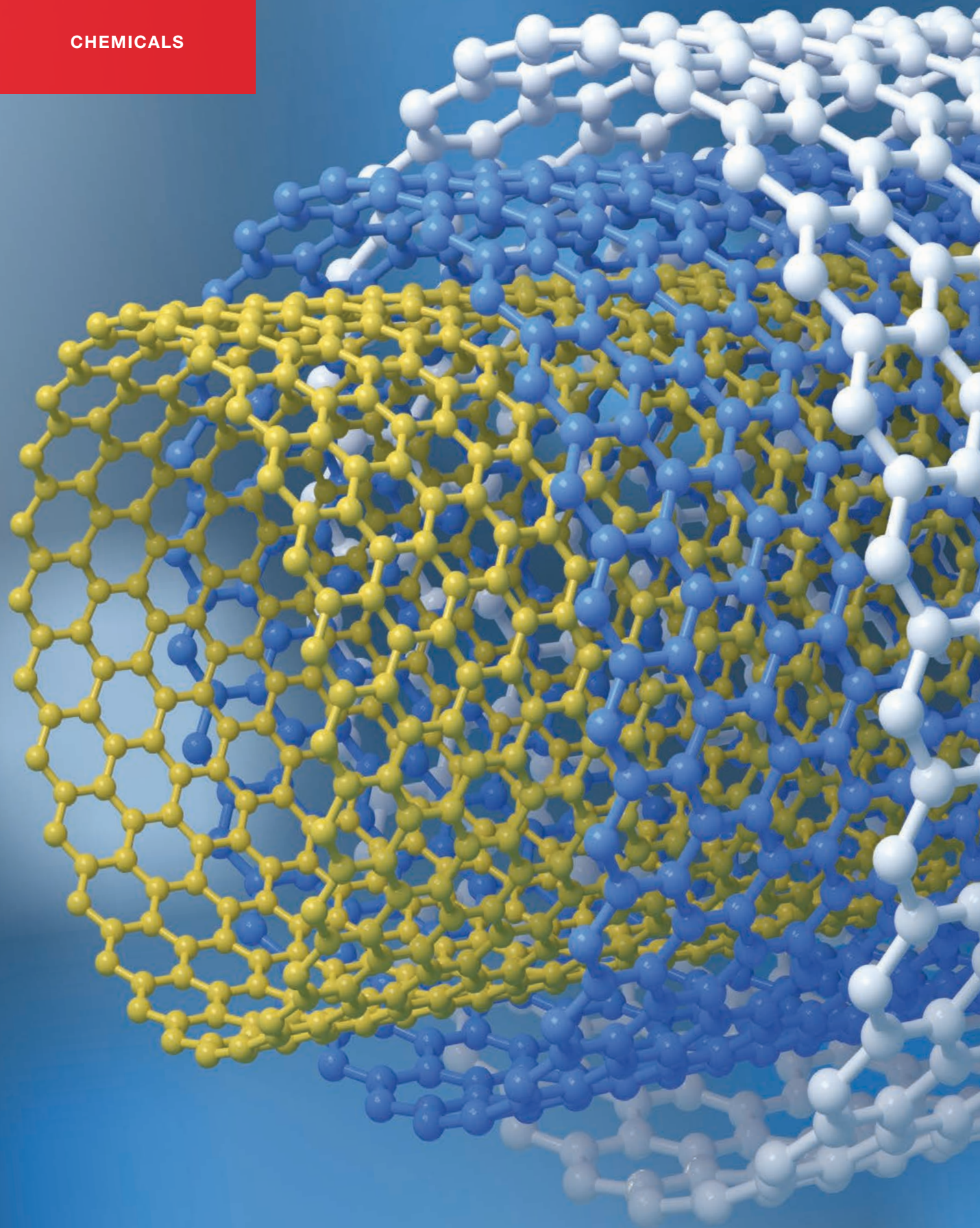


Are You a Subscriber?

In every issue, you'll receive:

- Essential resources, current promotions, and special pricing from premium suppliers
- Interesting and relevant editorial content that explores the latest headlines and leading scientific research

Subscribe for free at fishersci.com/labreporter



Adaptive Fabric Responds to Changes in Body Temperature

By Kevin Ritchart

Researchers at the University of Maryland, College Park, have developed a self-regulating fabric from infrared-sensitive yarn that responds to changes in temperature and humidity.

The Maryland team, led by YuHuang Wang and Ouyang Min, claims to have created the first textile that automatically changes its structure in response to the environment. The textile is made of synthetic fibers with coatings that wick away perspiration thanks to their loose, breathable weaves. Their research was published earlier this year in the journal *Science*.

A Better Way

Our bodies trap and release heat primarily via infrared radiation. In the winter, we layer textiles to keep heat from escaping, then switch to more breathable fabrics in warmer conditions to allow heat to get away from our skin.

The development of a single garment that would adapt to both ends of the temperature spectrum would be more practical — and hopefully more comfortable — than the current approach.

Despite recent advances in moisture-wicking technology, the development of a single, dynamic fabric that can shed infrared energy when the wearer is hot and retain it when the wearer is cold has remained elusive until the Maryland team's recent work.

"Our breakthrough is creating a dynamic effect for getting heat away from the body," Wang said. "The fabric responds to your personal needs."

"The fabric responds to your personal needs."

The new fabric's enhanced responsiveness comes from its coating. The polymer fibers are covered in a thin layer of carbon nanotubes. When the wearer is subjected to hot conditions, the carbon layer tightens, drawing the strands closer together and creating gaps in the fabric. The result is a more breathable construction that allows heat to escape and lets the wearer cool down. Conversely, if the environment surrounding the wearer becomes cooler, the fibers expand to help capture heat.

Researchers have reported that the new, adaptive textile fabric has altered heat radiation by over 35 percent.

"Now you can have one base-layer garment that can keep you comfortable in a wider range of temperatures and a wider range of activities," Wang said.

Other Attempts

Apparel brands that specialize in sports and other forms of outdoor recreation have been trying to develop textiles that regulate body temperature for a long time. Most of these materials accomplish this in two ways: increased breathability to let heat escape and quickly pulling moisture away from the body after periods of intense physical activity.

Textile manufacturers, including Schoeller Textil of Switzerland, are among the companies that are trying to develop garments with cooling effects built into the yarn, knit construction, and coating.

"People are more active than they have ever been. Having clothing that allows them to take off an outer garment and not be completely wet is a big advantage," said Stephen Kerns, North American president of Schoeller Textil.

Large-Scale Production

While Schoeller was not involved in the University of Maryland team's research, Wang said experts from other companies (including Milliken and Under Armour) did contribute to their work along with chemists, physicists, and experts from other scientific disciplines.

Taking this technology from the lab to the racks at your favorite sporting goods retailers could prove to be more difficult. More testing is needed, but Wang is hopeful that large-scale production could be feasible later this year.

The new textile can be dyed, knitted, and washed with the methods currently used to produce other performance fabrics, and estimates indicate that the cost of production will be comparable to existing garments.

Protecting *n*-Butyllithium from Air and Moisture

Alkyl lithium compounds such as *n*-butyllithium are versatile organometallic reagents that give chemists access to a diverse range of transformations. However, these compounds are corrosive and pyrophoric, igniting spontaneously in air.

Meticulous protection from the atmosphere during preparation, handling, and storage is essential for their safe and successful use in synthesis. Here is a look at an industry-leading packaging design that is helping chemists get the most from these important reagents.

N-Butyllithium in Organic Synthesis

Alkyl lithium compounds are strongly basic and nucleophilic reagents due to the highly polar nature of their carbon–lithium bond. A commonly used alkyl lithium reagent is *n*-butyllithium, a strong base with a pK_a of approximately 50.

Like other alkyl lithium reagents, *n*-butyllithium is valued for its ability to generate other functionalized organolithium compounds by metalation. Metalation reactions rely on the ability of the alkyl lithium reagents to deprotonate weakly acidic protons present in aldehydes, ketones, sulfones, nitriles, and other compounds.

The carbanions generated by deprotonation are valuable intermediates for a wide range of chiral transformations and other organic reactions. Stabilized organolithium compounds generated by metalation can also react as nucleophiles in a wide range of transformations: reactions with alkyl and allyl-halogenides,



Figure 1

addition to carbonyl compounds, conjugate addition, and epoxide ring opening.

Organolithium reagents are also used to prepare other metalorganic compounds by transmetalation, a highly useful technique for producing organocopper and organotitanium compounds, which may have a higher selectivity than organolithium compounds.

Industrially, *n*-butyllithium is widely used as an initiator for anionic polymerization reactions for molecules like butadiene, isoprene, and styrene. These processes are essential for manufacturing a diverse range of goods, such as rubber tires and various plastics and packaging materials.

Safe Handling Methods

N-butyllithium is a pyrophoric reagent and must be handled under rigorously dry conditions to prevent it from igniting upon exposure to air. Typically, solutions of *n*-butyllithium are transferred from their original container to flame-

dried reaction vessels under an inert atmosphere (nitrogen or argon) via syringe or cannula technique.

To prevent the *n*-butyllithium solution still inside the original bottle from also being exposed to the atmosphere, the volume of reagent removed is replaced with nitrogen or argon gas. Anhydrous solvents may also be used with reactions of alkyl lithium compounds to minimize degradation of the reagent due to water present in the solvent.

When *n*-butyllithium is exposed to air or moisture during preparation or storage, its concentration can be diminished, leading to an inaccurate amount being used in a reaction. The use of partially degraded *n*-butyllithium solutions can cause poor yield, create a greater number of byproducts, require more complicated and time-consuming purification, and potentially produce a failed synthesis.

The packaging of *n*-butyllithium should be robust enough to protect the material during transport while also allowing the reagent to stay as dry as possible during repeat uses. Common laboratory attempts to maintain the quality of air- and moisture-sensitive reagents include:

- Adding rubber bungs to opened reagent bottles
- Sealing lids and caps with paraffin film wrap
- Storing bottles in bags that contain desiccant
- A combination of these and other tactics

These methods have serious limitations and are not adequate for the safe, long-term storage of organolithium reagents.

Packaging Improvements

Modern advances in packaging design help today's chemists benefit from high-quality *n*-butyllithium that maintains its original reactivity. Acros Organics Anhydrous Alkyl lithium Reagents are packaged in sturdy borosilicate bottles with special AcroSeal caps that offer increased protection against air and moisture.

Acros Organics Alkyl lithium Reagents are packaged when the chemical is as dry as possible to deliver optimal reactivity, and the innovative AcroSeal system helps the reagent stay dry. And it can be handled safely during repeated use without compromising ease.

AcroSeal packaging provides a safe and effective way of handling *n*-butyllithium and other air- and moisture-sensitive organolithium reagents. It allows removal of the reagent from the bottle under an inert atmosphere. Caps are fitted with a wider septum (Figure 2) that is conveniently large and can be punctured up to 20 to 30 times and in multiple locations, letting you avoid entering the same hole twice (a common source of atmospheric exposure). The wide septum also makes it easier to keep the reagent dry when transferring it to dry labware. The multi-layered septum is lined with a polymeric elastomer with an inert fluoropolymer-coated surface, which improves resistance to damage from the reagents in the bottle.

Acros Organics Organolithium Reagents come in a range of sizes, helping to minimize waste and ineffective reagents by providing the precise amount that you need. In the end, there are no unused

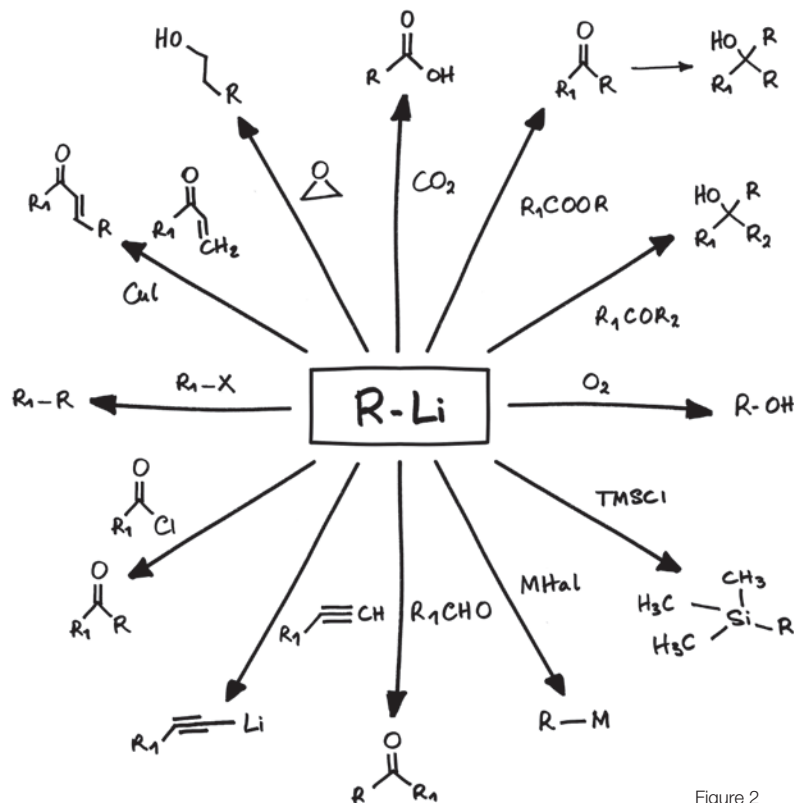


Figure 2

reagents sitting on the shelf — a common sight in many laboratories.

High-Quality Organolithium Reagents for High-Quality Syntheses

Unlocking the full potential of alkyl lithium compounds requires the use of high-quality anhydrous reagents and solvents that haven't been impaired by exposure to air or moisture. To allow all chemicals that are added to reaction vessels to be as dry as possible, the Acros Organics brand uses AcroSeal packaging to protect a comprehensive range of reagents and solvents. AcroSeal packaging facilitates the safe transfer of those reagents into the

reaction vessel while allowing chemists to get the most from their reactions.

The Acros Organics brand offers many popular butyllithium products in AcroSeal packaging. Visit fishersci.com/organometallics or fishersci.ca/organometallics to view our complete offering of alkyl lithium products.

Content provided by:



Figure 1. AcroSeal packaging protects organolithium reagents from degradation by air and moisture.
Figure 2. Organolithium compounds can be used in an extensive range of chemical transformations.

TCl: Innovating to Improve Lab Safety

Safely and Easily Use Nickel Catalysts in Your Reactions

At TCI, we know safe chemistry is paramount. That's why we are always researching and developing new methods and delivery mechanisms that improve laboratory safety.

Professor Neil Garg at University of California, Los Angeles (UCLA) is performing research that includes the development of catalytic methodologies to activate amide C–N bonds. One particular method involves a nickel-catalyzed amide activation reaction to access esters, other amides, and ketones from this traditionally inert functional group.

Generally unstable and difficult to handle, $\text{Ni}(\text{cod})_2$ is commonly used in chemical synthesis to catalyze the formation of a variety of carbon-carbon bonds – the heart of organic chemistry transformations. Noteworthy examples include cycloadditions of 1,3-dienes, cross-coupling reactions, and esterifications.

However, the use of these methodologies has been fettered by the need to handle the synthetically important, air-sensitive $\text{Ni}(\text{cod})_2$ precatalyst in a glovebox.

To eliminate these handling challenges, TCI partnered with Garg to develop a long-term air- and moisture-stable paraffin- $\text{Ni}(\text{cod})_2$ capsule. These capsules let chemists perform transformations on the open benchtop and have been successfully used for amide activation reactions and a number of other $\text{Ni}(\text{cod})_2$ -mediated cross-coupling reactions.

These innovative capsules are expected to broaden the use of nickel catalysis in both academia and industry.

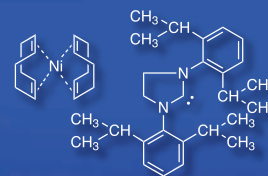
No Glovebox Required Paraffin- $\text{Ni}(\text{cod})_2$ Capsules

Use in $\text{Ni}(\text{cod})_2$ -Mediated Reactions
Long-Term Air and Moisture Stability

$\text{Ni}(\text{cod})_2$



Wax Encapsulated $\text{Ni}(\text{cod})_2$ - SIPr



TCl's DualSeal: Air-Free Reagent Containers for Safer Handling

Sealed, air-free products are packaged in TCl's patented DualSeal reagent bottles. The two-cap design enables safe, air-free transfer of highly sensitive reagents. Additionally, DualSeal containers are self-sealing even after the septum has been pierced and are easily discarded. Lastly, DualSeal bottles can maintain consistent air-tightness over repeated

usage and maintain nominal O_2 and H_2O concentrations.

Please contact your Fisher Scientific sales representative or chemical specialist if you need more information, are interested in Paraffin- $\text{Ni}(\text{cod})_2$ capsules, or would like to see a list of products available in DualSeal containers.

Content provided by:



Septum Cap



Cover Cap



Final Product



Normal Usage

TO ENSURE AIR QUALITY, HOW DO YOU VALIDATE THE ACCURACY OF YOUR MEASUREMENT?



Certified Reference Materials for Industrial Hygiene and Air Monitoring Analysis

SPEX CertiPrep offers a range of matrix-matched standards specifically designed for the needs of various types of industrial hygiene and air monitoring programs.

Trace metals on mixed cellulose ester filters are specifically formulated to meet testing requirements for National Institute for Occupational Safety and Health (NIOSH) Methods 7300, 7301, 7302, and 7303; ASTM Standard D7035; ISO Standards 15202-1 and 15202-2; and CEN (EN) Standard 13890.

Trace metals on quartz filters, designed to meet the testing requirements of EPA IO-3, are also available.

Accredited by A2LA to ISO/IEC 17025 and ISO 17034. Certified by DQS to ISO 9001.

For use as Laboratory Control Samples for:

- Method development
- Validating laboratory performance
- Proficiency test validation
- Quality control checks
- Measuring the accuracy and precision of sample preparation and analysis

Custom spiked filters are available upon request. For additional information or to get a quote, contact your Fisher Scientific sales representative.

SPEX CertiPrep 

For more information, visit fishersci.com/spexcertiprep.

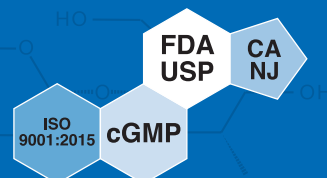
Browse the largest selection of
USP/NF/FCC chemicals in the industry.



Need more than just a CofA? Get professionally prepared
scientific documentation on most USP items.

spectrum[®]
CHEMICAL MFG CORP
Trusted Since 1971

Visit fishersci.com/spectrum
to learn more.





Setting science in motion to create a better world

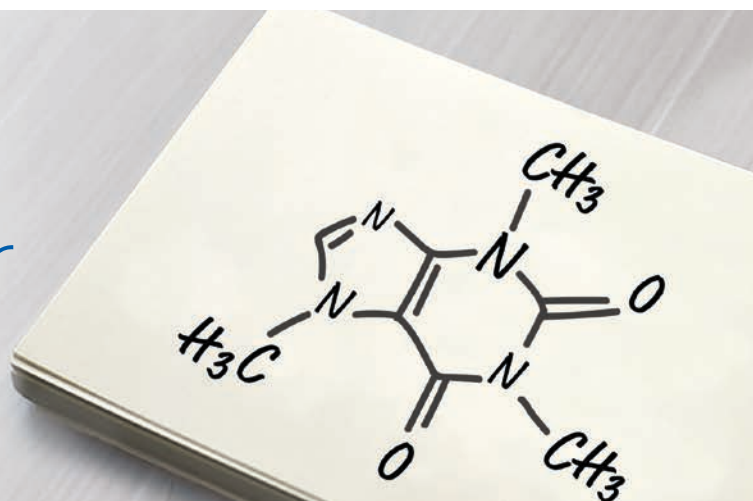
From breakthrough discovery to agile delivery of innovative laboratory products and services, Avantor is your trusted partner, committed to providing exceptional convenience, collaboration and customization to enable your success.

Visit fishersci.com/avantor or fishersci.ca/avantor to learn more.



Find the Right Chemicals Faster

Search by Structure



Just draw or upload the structure of the organic compound you need. Results are displayed in a sortable grid with structure images and links to safety data sheets.

1 - 7 of 6 Results

Sort By: Molecular Weight (Ascending)

Structure Searched	Amis Organic Graphene, Amis Organics/Amis	IG Amis Graphene Nanoplatelets 6-Bron(Black), Sensore-n(Grafite), TCI Amis/Amis/Amis
		
Edit Structure New Structure	CAS: 1234343-98-0 123	CAS: 1234343-98-0

Visit fishersci.com/chemstructure or fishersci.ca/chemstructure to search.



CONSUMABLES



Microplastics: Investigating Risk and Understanding Evidence

By Kylie Wolfe

Scientists recently found evidence of microplastics in the human body, making them pause and ask: Is this harmful? While this question requires additional research, the presence of microscopic particles in our food and water sources is a reality.

Plastic Paradise

In a society that's slowly becoming more eco-conscious, plastic pollution continues to impact the world's water sources. Roughly eight million metric tons reach the oceans each year, ultimately breaking into particles ranging from 100 nanometers to five millimeters in size.

According to a new pilot study, these tiny pieces have made their way into the food chain. Philipp Schwabl, a scientist and physician at the Medical University of Vienna, partnered with Bettina Liebmann, an analytical chemist at Environment Agency Austria to test stool samples from eight individuals. They found a variety of common plastics in each, this being the first study to verify that humans are, in fact, consuming microplastics.

Since the sample size was so small, researchers are hoping to widen their studies to learn whether or not these foreign fragments are damaging people's gastrointestinal tracts.

Laying the Groundwork

Though microplastics are microscopic, they have hazardous potential. Not only do they contain chemicals, but they can carry contaminants, including bacteria like *Escherichia coli*.

To learn more, a number of organizations in Europe are beginning to fund more investigatory research efforts. An initial analysis from Science Advice for Policy by European Academies (SAPEA) totaled 173 pages and found that microplastics do not appear threatening at this time.

"Of course, a lack of evidence for risk does not mean we should assume there is no risk," said Bart Koelmans from SAPEA. The study also noted that if pollution continues to rise at the current rate, SAPEA's conclusion could change.

Diving Deeper

Toxicologist Heather A. Leslie from Vrije Universiteit Amsterdam is an expert in microplastics who's concerned with the possible

health impact. She suggests that shellfish could be a warning sign of the effects of said pollutants.

A study published in *Environmental Science and Technology* found that shellfish accrue billions of plastic particles in only a few hours, revealing a clear source of microplastics in a popular food item.

"I don't see any evidence at present of concern for human health in eating seafood," said Richard C. Thompson, a contributor to the study and a professor of marine biology at the University of Plymouth.

To date, scientists have found microplastics in the air, soil, and water, proposing that food packaging, in addition to litter, cosmetics, and paints, could be a source. They also note that ingesting chemicals can have a more harmful effect than if they were inhaled.

Future Exploration

As research on the topic gains traction, Schwabl hopes to raise enough money for a second round of his initial study, this time with more participants. He would like to examine if microplastics affect individual cells or the intestinal tract and whether or not there's a tie to gastrointestinal disease.

"We are still at the initial stages of understanding human exposure and what the threat may be."

To spearhead the cause, the European Chemical Industry Council (Cefic), set aside the equivalent of 680,000 USD for two studies: one to research potential hazards and the other to understand how microplastics travel in our oceans. The council received nearly triple the normal number of research applicants for these studies, showing how eager scientists are to begin exploring such an under-investigated topic.

How to Choose the Right Desiccator

Desiccators are an economical and reliable way to maintain dry, dust-free storage and organization of reagents or electronics that are sensitive to humidity. Proper storage conditions can be optimized by selecting the desiccator size, shape, and control mechanism best suited to your application, space requirements, and the items that you store.

But how do you know which desiccator is right for your work? Kathleen Hanek, Portfolio Management Leader for Bel-Art – SP Scienceware Secador, Space Saver, Techni-Dome, Dry-Keeper, and Lab Companion brand desiccators, offers her thoughts:

Q: With so many desiccators to choose from, how do I narrow down my options?

A: First, decide which of the four basic methods of desiccation best suits your needs. Each method has its unique advantages and trade-offs.

- Standard desiccators typically use cartridges and are economical, but they require monitoring and occasional cartridge changes to maintain a continuous dry environment.

- Automatic desiccators regenerate the desiccant as needed and require minimal monitoring, but are generally more expensive than standard desiccators.

- Vacuum desiccators remove air and moisture using an in-house system or vacuum pump; the vacuum can easily be restored after opening and they can be used for degassing.

- Gas purge desiccators achieve ultra-dry environments using argon, nitrogen, or other gases, but require special equipment and a source for the gases.

Q: How do style and size affect my choice of desiccator?

A: Both round and cabinet-style desiccators range in size from quite small to very large. Determine the sizes of the items and the quantities that you need to store. Also consider where the desiccator will be placed, its interior volume, and shelving options.

- Round desiccators typically have a single shelf and a domed top for extra vertical space, and they're less likely to implode.

- Cabinet desiccators are easy to access, have more storage capacity, may be stackable to save space, and often have multiple adjustable shelves.

- Vacuum desiccators were traditionally available only in a round shape because the square shape could implode under vacuum.

- Lab Companion desiccators are designed to withstand a vacuum and combine the benefits of vacuum desiccation with a larger capacity, easier access, and reduced space requirements.

Q: What are the benefits of upgrading to a newer desiccator model?

A: Newer desiccators may include digital hygrometers, the ability to hold a vacuum longer, and better gaskets and seals for an airtight environment without the need for vacuum grease. Plastic desiccators offer the same strength as glass, but at a fraction of the cost and weight.

Content provided by:



Application Focus

Easy access refrigerator desiccator saves space and valuable reagents



Challenge:

Easy access to chemicals and reagents stored between 2°C and 8°C

Application:

Biochemistry and Cytochrome Research

In most laboratories, refrigerator space is at a premium.

The use of traditional bell-shaped or standard cabinet-style desiccators for refrigerator storage of temperature- and moisture-sensitive samples is impractical and inefficient, requiring much of the refrigerator contents to be rearranged or the whole desiccator to be removed from the refrigerator for access.

Example: A lab requires the use of 1 – (11-Mercaptoundecyl Imidazole) (MUI) during cytochrome research. MUI requires cold storage between 2°C and 8°C to maintain activity. Due to the deliquescence of the chemical, it becomes “soggy” when stored in the refrigerator. When stored in a desiccator, the chemical retains its powdery form, but storing on the bench at the higher ambient temperature causes degradation and activity loss.



Solution:

Secador Refrigerator-Ready Desiccator F42011-0000

The Secador Refrigerator Ready Desiccator was specifically designed for cold storage of hygroscopic chemicals and reagents. The slim, long design maximizes refrigerator space, and the pull-out shelves provide easy access to all contents. A downward swinging door with a locking latch that can be operated with one hand eliminates the need to pull the desiccator out of the refrigerator or to rearrange other refrigerator contents to access the chemicals.



Visit fishersci.com to learn more.

Essential for Your New Lab

DWK Life Sciences Kimble KIMAX Glassware Starter Kits

KIMAX Glassware starter packs include the most popular sizes and save you time when ordering new, reusable glassware.

Choose from starter kits that contain Class B graduated cylinders, regular or heavy-duty Griffin beakers, Erlenmeyer flasks, or GL 45 media bottles. Or try the Lab Starter Kit, which includes an assortment of 37 pieces of borosilicate glassware.



Description	Includes	Mfr. No.	Cat. No.	Quantity
Class B Cylinders, Single Metric Scale, with Bumpers	<ul style="list-style-type: none"> • 10mL • 25mL • 50mL • 100mL • 250mL 	2002401	03-340-197	5 Pieces/Pack
Griffin Beakers, Low Form	<ul style="list-style-type: none"> • 50mL • 100mL • 250mL • 600mL • 1000mL 	1408001	02-555-2	5 Pieces/Pack
Griffin Beakers, Heavy Duty	<ul style="list-style-type: none"> • 250mL • 400mL • 600mL • 1000mL 	1408501	02-555-101	4 Pieces/Pack
Erlenmeyer Flasks, Wide Mouth	<ul style="list-style-type: none"> • 50mL • 125mL • 250mL • 500mL • 1000mL 	265201	02-543-21	5 Pieces/Pack
GL 45 Media Bottles	<ul style="list-style-type: none"> • 2 x 100mL • 3 x 250mL • 3 x 500mL • 2 x 1000mL 	1439501	02-542-355	10 Pieces/Pack
Lab Starter Kits	<ul style="list-style-type: none"> • Class B Cylinders: 1 x 100mL, 1x 250mL, and 1 x 500mL • Griffin Beakers: 3 x 50mL, 3 x 100mL, and 6 x 250mL • Erlenmeyer Flasks: 3 x 250mL, 6 x 500mL, and 3 x 1000mL • GL 45 Media Bottles: 2 x 100mL, 3 x 250mL, 3 x 500mL, and 2 x 1000mL 	375000000	12-141-460	37 Pieces/Kit

For Reliable Liquid Storage

Corning Octagonal PET Bottles with Leak-Proof IATA-Validated Screw Caps

Corning's polyethylene terephthalate (PET) disposable bottles are designed for safe, secure storage of tissue culture media, sera, buffers, and other aqueous solutions.

PET resin makes the bottle lightweight, break resistant, and as transparent as glass.

The HDPE screw cap is designed to ensure leak-proof performance and meets International Air Transport Association (IATA) requirements for primary packaging used in air transportation.

- Choose from four sizes: 125, 250, 500, and 1000mL
- Break-resistant, ergonomic, and easy to handle
- Molded graduations for accurate measurements
- Validated USP Class VI, non-cytotoxic, non-hemolytic, and non-pyrogenic
- Sterility assurance level (SAL): 10^{-6}
- Packaged in shrink-wrapped trays and an outer bag to ensure cleanliness



Chemical Resistance

	Recommended	Not Recommended	Sterilization	Thermal Durability
Polyethylene Terephthalate (PET) Bottles	Weak Acids	Strong Acids, Ketones, Aliphatic, Aromatic, and Chlorinated Hydrocarbons	Do Not Autoclave	50°C

Capacity	Mfr. No.	Cat. No.	Quantity
125mL	432331	07-201-023	48/Case
250mL	432332	07-201-024	48/Case
500mL	432333	07-201-025	24/Case
1000mL	432334	07-201-026	24/Case

Save Incubator Space with Round Multilayer Devices

Mass cell culture is used to produce large quantities of cells for industrial or clinical applications.

A variety of systems and products are available to support mass cell culture. Your choice will depend upon multiple factors, including the cost and efficiency of your scale-up processes. When evaluating multilayer devices like the Greiner Bio-One CELLdisc, consider not only the growth area and number of cells per device but also the most effective use of available incubator space.

The ergonomic round design of the innovative CELLdisc is different from the mostly rectangular devices currently sold. The dimensions and shape of the rectangular devices imply optimal usage of the cubic space of an incubator. However, the size of such devices does not directly correlate with the dimensions of standard incubators, which can leave a significant amount of space unused. Furthermore, rectangular devices should not be positioned too closely to each other to ensure optimal thermal distribution.

Because of their round design, CELLdisc devices do not require additional space for thermal equilibrium, even when they are in close proximity (see Fig. 1b). This fact and the 40 percent higher surface/volume ratio than standard competitive systems make the use of incubator space much better for CELLdisc than for rectangular devices (see Table 1).

Greiner Bio-One Cell Culture Plastics can be tissue-culture treated to make the surface hydrophilic, which is ideal for cellular adhesion.

The Advanced TC polymer modification changes the plastic surface in a way that increases primary and long-term cell adhesion and positively influences cell-dependent features and function. Enhanced cell attachment and higher proliferation rates facilitate rapid cell expansion even under restricted growth conditions. The cultivation of sensitive cells is improved, and transfected cells exhibit higher transgene activity when grown on Advanced TC surfaces.

The plastic modifications are readily reproducible, which helps maximize product quality. In addition, room-temperature transport and storage simplify handling.

Key Features:

- Minimum space required for device handling
- 40 percent higher surface/volume ratio than conventional multilayer systems
- Surface treatment for optimal cell attachment
- Optimal ventilation through central gas support channel
- Gas inlet and outlet equipped with filters
- Easy accessibility due to wide opening port
- Predictable scale up within one format (250cm² to 10,000cm²)
- Suitable for basic research as well as industrial applications

Content provided by:



	CELLdisc	Product A	Product B (High-Density)
Shape	Round	Rectangular	Rectangular
Layers	16	10	10
Dimensions (including screw cap)	Dia. x H: 20 x 22cm	L x W x H: 33 x 20 x 20.5cm	L x W x H: 33 x 23 x 21cm
Growth Surface/Device	4,000cm ³	6,360cm ³	8,216cm ³
Max. Devices/Shelf	6	2	2
Max. Devices/Incubator	12	4	4
Total Growth Surface/Incubator	48,000cm ³	25,440cm ³	32,684cm ³
Utilization (vs. CELLdisc)	100%	53%	68.47%

Table 1: Utilization of incubator space – examples of other comparable multilayer devices





Figure 1a: Front view, with rectangular devices (upper shelf) and CELLdisc devices (lower shelf)
Figure 1b: Overhead view of incubator shelf with CELLdisc devices

WHIRL-PAK®

results you can trust



STERILIZED SAMPLE COLLECTION AND PROCESSING BAGS

Nasco SAMPLING
brand

Visit fishersci.com to learn more.

Choose Flat or Baffled Bottoms

greiner
BIO-ONE

Greiner Bio-One Erlenmeyer Culture Flasks

Greiner Bio-One Erlenmeyer shaker flasks are ideal for suspension cultures of mammalian cells, plants, microbes, and microorganisms.

The flasks feature a patented 2-in-1 DuoCAP for both vented and non-vented applications. Each flask is made from an optically clear, inert polycarbonate resin and can be used once or autoclaved for reuse.

- 2-in-1 DuoCAP offers sterile air exchange or a tight seal
- Optically clear polycarbonate is lighter and safer than glass
- Molded-in graduations for easy volumetric reference
- Non-pyrogenic, non-cytotoxic, and nuclease-free
- Individually packaged; sterile to SAL 10⁻⁶
- Choose flat base or baffles for increased agitation and aeration



Capacity	Mfr. No.	Cat. No.	Mfr. No.	Cat. No.	Quantity
Bottom Style	Flat		Baffled		
125mL	679501	07-001-064	679511	07-001-070	24/Case
250mL	679502	07-001-065	679512	07-001-071	12/Case
500mL	679503	07-001-066	679513	07-001-072	12/Case
1000mL	679504	07-001-067	679514	07-001-073	6/Case
2000mL	679505	07-001-068	679515	07-001-074	6/Case
3000mL*	679506	07-001-069	679516	07-001-075	3/Case

*Fembach style

A photograph of the Texas A&M University building facade, featuring a prominent portico with columns and a pediment. The building is illuminated with warm, golden light, suggesting sunset or sunrise. The text "FEATURED ARTICLE" is overlaid in the top left corner.

FEATURED ARTICLE

Safety Compliance

A Team Effort at Texas A&M

By Christina Phillis

On any given day, the Environmental Health and Safety (EHS) team at Texas A&M University encounters a variety of potential hazards. As the largest university in Texas and one that offers nationally recognized research centers, labs, and institutes, it's something that comes with the territory.

Situated right in the heart of the Texas Triangle in College Station, a former railroad town, Texas A&M was established as the first public institution of higher education in Texas. Its main campus, referred to affectionately as Aggieland, takes up 600 acres and is home to 64,126 students. Ensuring a safe place for all of these students to learn and 3,750 faculty members to work is the goal of the roughly 60 safety personnel that make up their EHS department. It's a responsibility the team takes very seriously and accomplishes by working with faculty, staff, and students.

"Texas A&M is committed to excellence. Providing a safe environment in which faculty can perform their research, students can learn, staff can work, and visitors can enjoy themselves is foundational to that excellence," said Erich H. Fruchtnicht, MS, CHMM, assistant radiation safety officer and senior health physicist.

For a university of this size, EHS involves everything from food and radiological safety to indoor air quality and hazardous material shipping. When a researcher is working with a new laser system, for example, they go to the EHS team for help determining the setup that will provide the highest level of safety while still allowing researchers to accomplish their work.

The team not only observes university rules and standards, but also regulations from government institutions. These include the Texas Department of Transportation and the Texas Fire Marshall at the regional level and the Centers for Disease Control and Prevention and the U.S. Environmental Protection Agency nationally.

Safety compliance is integral to their success as a research university. To acquire grants from the National Institutes of Health (NIH), researchers often must demonstrate compliance with applicable safety regulations. EHS provides that compliance support, enabling research teams to acquire NIH grants, and providing appropriate safeguards for the hazardous materials or substances being used in the research attached to those grants. Even when no incidents have occurred, compliance can be a reputational risk.

"EHS at Texas A&M minimizes this risk through our cooperative relationships with every operational unit at Texas A&M and the other university system agencies with whom we have partnerships," said Fruchtnicht.

Amid these competing interests, Texas A&M has developed a robust, multi-faceted safety program that addresses the many roles and functions at their university. It involves communicating

with and educating everyone on best practices, securing the best safety equipment and supplies available, and establishing processes that continually reinforce safety concepts.

Leveraging Communication

To maintain a strong safety program, Texas A&M EHS personnel work with various departments to communicate and educate faculty, staff, and students on government regulations and relevant risks and hazards.

"We want all of our research staff to be able to go home to their families confident they have an EHS team at work that sincerely cares about their health, well-being, and the success of their research," said Fruchtnicht.

The line of communication starts with department heads. Getting their buy-in and perspective on safety compliance is a critical first step in maintaining the relationships that help enforce this program.

"Department heads act as CEOs of their respective departments. They are where the buck stops for all the faculty and research teams under their department's purview," said Fruchtnicht.

The department heads understand the importance of maximizing safety compliance to get the most from their research. Much like Texas A&M's top-ranked football team, the entire lab group is affected if a team member is injured or equipment malfunctions.

Principal investigators (PIs) and lab managers are next in the line of communication and are a great source of information about present hazards. They have a great deal of influence over research assistants and post-docs, and must set the tone and communicate the importance of safety compliance to their lab groups. In turn, EHS can help them find and purchase the most appropriate safety equipment based on the group's specific research projects. EHS can also facilitate on-campus demonstrations with safety suppliers of the newest, most up-to-date personal protective equipment (PPE). This encourages conversation, and helps lab groups open up about their specific work experiences.

"Working with the Fisher Scientific channel and our safety specialists, Michael Dupree and Ben Kaster, has been great. Their willingness to work closely with EHS to disseminate safety and compliance information just expands on the work EHS is already doing and increases our ability to reach an even broader audience on campus with our cooperative message," said Fruchtnicht.

continued on page 23



continued from page 21

Safety Compliance A Team Effort at Texas A&M

EHS is also involved with the larger campus. Their staff members sit on campus-wide committees that involve university employees from other departments to help facilitate communication. They disseminate safety information to the entire university via Facebook, Twitter, and the “Safety Dispatch,” an electronic newsletter. University-wide email lists are used for quickly sharing critical policy updates. All of these efforts combined serve as a means to reach people wherever they are.

Facilitating Training

In addition to broadcasting safety information, EHS provides training programs for different functions. Depending on what’s needed, they’ll set up hands-on exercises, online modules, lecture-style in-class trainings, and one-on-one sessions. They’ll even meet with lab groups to show them how they can better ensure safety in their specific lab spaces. Their annual “Dorm Burn,” where they ignite a trailer that’s set up like a dorm, is just one example of the demonstrations they use to communicate the importance of safety rules.

Checks for up-to-date training procedures are included during annual inspections. All EHS-delivered training is tracked electronically, and lab-specific training offered by PIs or lab managers is documented on site. Before students are allowed to work with equipment requiring specialized training, embedded safety personnel verify their training statuses.

Performing Audits

At a major university like Texas A&M, safety compliance is a continual process. There may be a change in regulations, or new hazardous materials or equipment may be introduced. And there are always new students, faculty, and staff who need help learning their safety compliance responsibilities. In addition to communicating best practices, the EHS team also performs audits and inspections to ensure that regulations are being followed and to recognize new situations.

Formal checklists are used for audits and inspections to identify “hot-button” issues that vary based on the lab type. A radiation lab might require inspection of radioactive materials, x-rays,

and lasers. One audit revealed a lab that had difficulty clearly identifying which refrigerators were for research use only, a definite safety risk. The EHS team was able to rapidly assist with appropriate labels and signage to indicate “non-food use” and “no chemical storage” to eliminate the risk.

After any audits and inspections are performed, EHS communicates their expectations about changes that need to happen, and follows up to make sure corrections are implemented. Deficiencies identified are re-evaluated to see what progress has been made. EHS can then offer additional help or escalate the issue to the PI or the department head as necessary.

Preparing for Emergencies

In case of an emergency, university teams and technology are integrated with local police, fire, and EMS. Within EHS, there are 24-hour on-call emergency response teams and emergency management plans for all the safety disciplines that they cover. There is also a separate university emergency management team that works closely with EHS and interacts with local municipal and regional emergency management groups.

As for technology, emergency generators are available to support many buildings in the event of a power loss, and uninterruptable power supplies can be deployed to support sensitive equipment as needed.

Looking to the Future

New hazards are constantly emerging, so the EHS team invests in professional development for their personnel. They receive up-to-date training and information on the latest trends in university research, regulatory updates and their implications, and best practices. Dedicated team members keep tabs on the Federal Register, Texas regulation publications, and other resources to stay current with applicable updates.

Fruchtnicht expects interdisciplinary research to play a much bigger role in their safety program in the future. Within a single research project, faculty, staff, and students may be working with multiple biological, chemical, and radiological hazards. As research evolves at their university, the Texas A&M EHS team is well positioned to advance with it.

SAFETY



Solvent Exposure Can Lead to Hearing Loss

By Ralph Birch

While exposure to noise has been identified as the most significant contributor to occupational hearing loss in the lab, recent European studies have shown that exposure to organic solvents can also lead to hearing disorders.

Animal and human studies over more than four decades have revealed disturbances in both the central auditory and vestibular systems, and other ototoxic effects from industrial solvents.

Exposure to both solvents and noise results in a synergistic effect between the two, enhancing the pattern of the trauma. Despite these findings, few measures have been taken to limit exposure to noise or solvents in laboratory settings.

Balancing Act

Research has definitively shown industrial solvent ototoxicity in rats. Most solvents caused a loss of auditory sensitivity in the mid-frequency range due to changes in outer hair cells. (Inner hair cells were generally unaffected.) Researchers have also found that spiral ganglion cells are vulnerable to trichloroethylene.

Along with producing neurotoxic effects, solvent exposure can influence the vestibulo-oculomotor system in both animals and humans. Humans may also experience postural sway, defined as horizontal movement of the body's center of gravity when one is standing still.

Studies of humans have shown ototoxicity even at low exposure levels, and disturbances in peripheral and central auditory pathways. Hearing loss in humans can occur in a wide range of frequencies or just in the high-frequency region.

As a result of these findings, employers are looking for effective ways to encourage safety and hearing conservation in workplaces.

The Need for More Research

Hearing loss among workers is generally attributed to a combination of age and noise exposure. But evidence continues

to emerge that suggests exposure to industrial solvents and the combination of chemicals and noise has an adverse and permanent effect on auditory sensitivity and the vestibular system in rats.

Animals show varying levels of susceptibility to solvent exposure between species, and human study results vary by individual. These differences are not well understood but could help determine which individuals are more prone to adverse effects from solvent exposure.

Balance disturbances from solvent exposure have been largely neglected, but evidence suggests that the incidence may be significant. Research in this field has been limited, which makes the need for further study even more important.

Future Prevention

In many countries, protection against ototrauma is limited to reduced exposure to high-intensity noise. But solvent exposure is significant and is estimated to affect as many as 10 million European workers every day.

Few workers who are exposed to solvents are currently required to have hearing tests if their noise level exposure is not considered to be hazardous. And, while it is now recommended that workers exposed to solvents have their hearing tested periodically, there are no regulations requiring that testing.

Regular testing to examine both the peripheral and central elements of hearing and balance would be an effective means of monitoring the impact of solvent exposure. These tests would need to be quick, easy to administer, and acceptable to the workforce.

If sufficient work practice and exposure protocol changes are the ultimate goal, solid evidence regarding the effects of exposure to solvents is critical for industry decision makers. Gathering that evidence will require a standardized approach to the assessment of hazards in both animal and human studies.

Reduce Strain with Ergonomically Certified Gloves

Q: What are ergonomics?

A: Ergonomics refers to the interaction between one's musculoskeletal system and one's workspace. The musculoskeletal system includes muscles, bones, ligaments, and other connective tissue that allows the body to move.

Q: Why are ergonomics important?

A: Work can add serious strain to the musculoskeletal system, especially with repetitive tasks, working at awkward angles, moving heavy objects, or other actions that require a high degree of hand force. This can lead to the development of musculoskeletal disorders (MSDS), including carpal tunnel, tendinitis, and trigger finger.

Q: How can using the wrong glove negatively impact musculoskeletal health?

A: Glove stiffness and poor grip increase the force needed to perform tasks, especially those requiring repetitive motion or prolonged exertion. More force means more strain, which can eventually lead to muscle fatigue, pain, and injury.

Q: What is Ergonomic Product Certification?

A: According to U.S. Ergonomics, "A product that has received certification provides measurable ergonomic benefits to the user by improving comfort and fit and by minimizing the risk factors that may cause injuries." An ergonomically certified glove is rigorously tested in controlled laboratory tests and used extensively in actual working environments.

Q: What are the characteristics of an ergonomically certified glove?

A: Ergonomic gloves are made of strong yet elastic materials, provide optimal fit and comfort, and are textured or formulated for a confident grip.

Q: How are ergonomic gloves tested?

A: Measurements are both objective and subjective. The former may include electromyography measurements of the amount of effort exerted by individual hand muscles while performing assigned tasks. The latter may be gathered through controlled user surveys of comfort and user experience before and after tasks are completed.

Q: What is Ansell ERGOFORM technology?

A: ERGOFORM design technology enables Ansell to develop hand protection that supports musculoskeletal health

during repetitive tasks and improves worker performance. Over time, the use of ERGOFORM gloves may lead to less work loss, fewer injuries, and more consistent quality and productivity. Products with these certifications have been tested in state-of-the-art ergonomics laboratories and have been shown to provide measurable advantages to user comfort and long-term hand and arm muscle health.

Which ANSELL gloves incorporate ERGOFORM technology?

- MICROFLEX XCEED XC-310
- MICROFLEX Ultraform UF-524
- MICROFLEX Neogard C52
- TouchNTuff 73-300 & 73-500
- AlphaTec 58-128

Content provided by:

Ansell





Stay safe and compliant with Brady SPC absorbents

Limit your exposure to hazardous conditions with absorbent products designed for the lab. Brady SPC offers a variety of absorbents that keep your laboratory safe and compliant if an accidental spill or leak occurs. Clean up spills safely with:

Spillfix® Granular Absorbents

Lightweight, easy to deploy, 100% all-natural alternative to silica based clay granular and extremely effective in absorbing harsh chemicals

BRIGHTSORB™ High Visibility Absorbents

Signage and absorbent in one that picks up a wide range of aggressive chemicals while remaining chemically inert

Spill Kits

Get everything to respond to spills quickly in one convenient kit

▶ Visit fishersci.com/Brady for more information



How to Guard Against Cleanroom Contamination

By Anita McLean, Scientific Category Manager
Kimberly-Clark Professional

Where purity is paramount, contamination is bad for business — especially for labs, cleanrooms, and pharmaceutical manufacturing.

To protect your processes from contamination, look at the main source. People are the greatest contributor and account for 46 percent of all particle contamination.¹

Skin flakes, oils, perspiration, and hair can all contribute to cleanroom contamination. And even the most carefully manicured person generates a shroud of particles every day.²

Did You Know?

- People shed 1 billion skin cells per day³
- Five million particles larger than 0.3 microns are generated when people move⁴
- One milliliter of saliva contains 100 million microbes⁵

To help increase the visibility of these invisible contaminants, Kimberly-Clark Professional launched the Dressed For Success program.

How It Works

Dressed For Success uses sterile single-use apparel and gloves to reduce contamination from both viable particles (bacteria and yeast) and non-viable particles (hair, dead skin cells, and dandruff).

Sterile Single-Use Garments

Kimtech apparel and other sterile single-use garments are designed to reduce contamination risk and offer significantly higher bacterial filtration efficiency (BFE) ratings than laundered reusable apparel. These nonwoven garments also provide

a strong barrier against particles and liquids, and they're guaranteed to be sterile every time.

How do they compare to reusables? Laundered garments can degrade after multiple laundry and sterilization cycles. Testing conducted by Kimberly-Clark Professional revealed BFE can decline more than 25 percent after an average of five washes.⁶ That's equivalent to one out of four workers not wearing sterile garments at all — a real, yet invisible, contamination risk.

Other Benefits

- Apparel features that lower the risk of contamination during the donning process
- A sterility assurance level of 10^{-6}
- Breathable, cloth-like comfort

Remember, not all garments perform equally when it comes to restricting particles. That's why it's essential to choose a garment that controls

contamination and gives workers the assurance to do their best work.

Gloves

Have you thought about how your choice of gloves could be putting your research at risk? Products as simple as exam gloves can compromise the quality and integrity of your work in several ways:

• Contamination

The tearing of low-quality gloves can lead to process contamination, ruining days, weeks, or even months of painstaking work. Compromised gloves also increase the risk of contamination and injury to the user.

• Excessive Consumption and Cost

A low-quality glove may be compromised too quickly, resulting in the use of multiple pairs during even short periods of time.

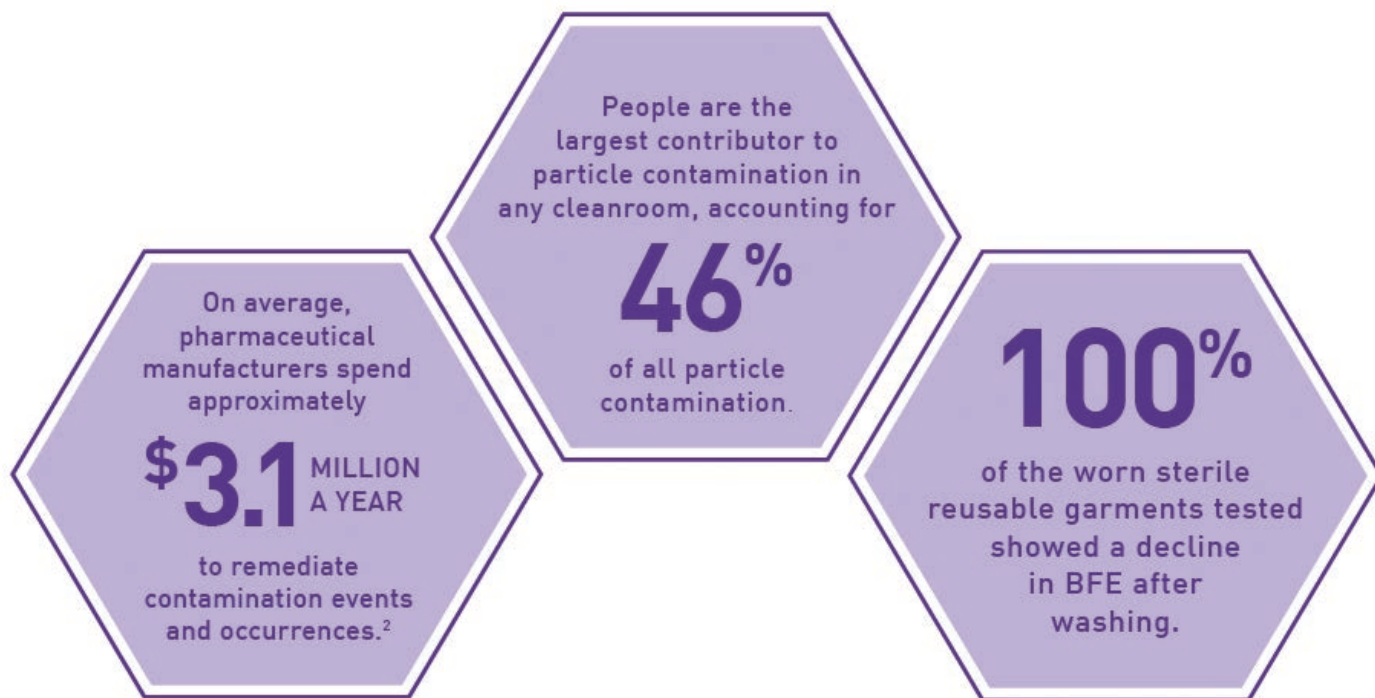
People-related contamination statistics

10,000
MICROORGANISMS
per square inch on hand surface

40,000
NUMBER OF SKIN CELLS
shed per minute

100,000
PARTICLES >0.3µm
generated by people when stationary

5 million
PARTICLES >0.3µm
generated by people when moving



What Does All of this Mean?

A **25 percent drop in BFE** is comparable to 1 out of 4 workers not wearing sterile garments in a cleanroom. Keep in mind, too, that 5 million particles greater than .3 microns are generated just by walking.

• Landfill Waste

All of these used gloves must go somewhere. Nearly a third of a university's solid waste comes from labs and research buildings, and disposable gloves compose 22 percent of that waste.

While they may look alike, not all gloves can protect the integrity of your science like Kimberly-Clark Purple Nitrile Exam Gloves — the glove of choice since 1999. Purple Nitrile Exam Gloves are up to 50

percent stronger than typical exam gloves⁷ and deliver proven chemical splash and biological protection. They are tested against the highest safety and quality standards in the research industry⁸ and provide the tactile sensitivity and grip of much thinner gloves.⁹

Environmental Benefits

In addition to these benefits, Kimtech apparel, gloves, and safety eyewear are recyclable through The RightCycle

Program. This is the first large-scale recycling initiative for non-hazardous lab, cleanroom, and industrial waste. The program diverts these products from your waste stream and turns them into new consumer goods. That's good for the planet and good for business.

Visit fishersci.com/kimberlyclark or fishersci.ca/kimberlyclark to learn more about Kimtech products, Dressed For Success, and The RightCycle Program.

Anita McLean is a Category Manager with the Kimberly-Clark Professional Global Scientific Business.

1. "The Contamination Risks Posed by Laundered Cleanroom Apparel," Kimberly-Clark Professional white paper, 2014
2. "Gowning Procedures." Gowning Procedure -. N.p., n.d. Web. 04 Oct. 2018. <https://cleanroom.gatech.edu/articles/87>
3. Sandle, B. (2014). "People in Cleanrooms: Understanding and Monitoring the Personnel Factor" IVT Network
4. Larkin, D. (2009) "The Human Element," Controlled Environments
5. RDH Magazine, 2015
6. Kimberly-Clark Test Study
7. ASTM D412
8. ASTM 6319, ASTM D 6978-05, ISO-10993
9. Sensory Panel, n=12

Ansell

less muscle effort
GREATER PRODUCTIVITY

**MICROFLEX® XCEED® XC-310 WITH ERGOFORM™
ERGONOMIC DESIGN TECHNOLOGY**



MICROFLEX XCEED XC-310 disposable gloves are designed with ERGOFORM™ Ergonomic Design Technology to support musculoskeletal health during repetitive tasks and improve overall worker performance.

These innovative, thin and lightweight gloves are manufactured to the highest standards of quality (AQL of 0.65) to offer reliable protection with exceptional tactile sensitivity.



MICROFLEX®

Federal Tax Pre-Paid

Decon Labs Ethanol

Use Decon Labs ethanol as a reagent or for cleaning. Tax-paid ethanol does NOT require a U.S. federal permit; state requirements may apply.

- Choose 200, 190, or 140 Proof (100%, 95%, or 70%)
- Available in sizes from 1 pint to 55 gallons
- Packaged in plastic, metal, and glass

Contact Decon Labs to request custom proofs and sizes.



Container Type	Quantity	200 Proof (100%)		190 Proof (95%)		140 Proof (70%)	
		Mfr. No.	Cat. No.	Mfr. No.	Cat. No.	Mfr. No.	Cat. No.
Plastic Bottle	24 x 1 pt.	2716TP	04-355-450	2816TP	04-355-453		
Glass Bottle	1 pt.	2716GEATP	07-678-007				
Glass Bottles	24 x 1 pt.	2716GTP	07-678-006				
Plastic Bottle	1 gal.	2701TP	04-355-451	2801TP	04-355-454		
Glass Bottles	4 x 1 gal.	2701GTP	04-355-721	2801GTP	04-355-723	2401TP	07-678-001
Plastic Bottle	5 gal.	2705TP	04-355-452	2805TP	04-355-455		
Poly Bottle*	5 gal.	2705SGTP	22-032-104	2805SGTP	22-032-106	2405TP	04-355-351
Drum	55 gal.	2755TP	04-355-456	2855TP	04-355-457		
Metal Container	55 gal.	2755MTP	04-355-460	2855MTP	04-355-461		

*Use with spigot (Cat. No. 02-991-362; sold separately)



Keep'em out.

Security Units

Heavy-duty construction keeps contents visible at all times, and facilitates air flow.



MetroMax Q Security
19-031-014

Protect Valuables.

Keep sensitive items from loss or pilferage.

Visible, yet Safe.

Ready View of Contents: Heavy-gauge open wire construction keeps contents visible at all times, making it easy to check inventory.



Super Adjustable
Super Erecta Security
19-138-734



Chemical Accelerators

the Glove-Related Allergen of the 21st Century

Do you wear disposable gloves every day and have dry, itchy, irritated skin or blisters on your hands?

Dermatitis is a widespread workplace problem. Skin diseases compose up to 35 percent of all occupational diseases, with contact dermatitis the problem in the majority of those cases. In 2005, the Society for Investigative Dermatology and the American Academy of Dermatology reported that contact dermatitis was associated with more than 9 million physician office visits, resulting in more than \$1.4 billion spent on treatment.

Allergic contact dermatitis (a type IV allergy) occurs when a substance triggers an immune response in your skin. It can appear as a red rash with bumps and sometimes blisters. In laboratories, it is most often caused by exposure to natural rubber- or sulfur-based chemical accelerators used to make common non-latex gloves.

The Real Culprits

If an individual wearing nitrile gloves develops dermatitis, they may believe that they have a nitrile allergy. In most cases, however, the allergy is not to the nitrile co-polymer, but another chemical in the gloves: the accelerators.

Type IV allergies represent up to 28 percent of glove-related allergic reactions, and 90 percent of these allergies are due to accelerators.

Chemical accelerators are used in glove manufacturing to hasten the linkage of molecules in natural rubber latex or in synthetic rubber latex like nitrile and vinyl. The accelerants transform the liquid materials into thin, strong, and elastic glove films.

Sulfur-based chemical accelerators include dithiocarbamates, thiurams, and mercaptobenzothiazoles (MBT.) Thiuram allergies are the most frequent, followed by reactions to dithiocarbamates. According to a study in the United Kingdom, allergies to carba mix and its constituents have increased significantly from 1996 to 2012, increasing an average of 10.1 percent annually.

In their search for a solution, individuals with glove-related dermatitis often switch from nitrile to polychloroprene gloves. These gloves contain residues of mixed dialkyl thioureas (MDTU), another known allergen group. By changing to these gloves, they unknowingly increase their risk of developing additional allergies.

Fortunately, new technologies for glove materials can help reduce exposure to allergens.

A Better Alternative

Gloves made from patented¹ LOW DERMA technology nitrile carry the FDA-approved Low Dermatitis Potential claim. These gloves are made using a breakthrough cross-linking technology that does not require sulfur-based accelerators or MDTU. The gloves also undergo additional

testing to ensure that they are free of chemical accelerator residue and will not cause skin irritation or allergies.

How well do these gloves work? When a group of healthcare workers with hand eczema (determined to be allergic contact dermatitis caused by accelerators) switched to accelerator-free medical gloves, they all showed improvement, and more than two-thirds became completely free of symptoms.

“My allergy on my hands was so bad, it was like poison ivy blisters and my hands were raw. Now [LOW DERMA technology gloves] my hands are completely healed.” –

Terry Heckman, Laboratory Research Assistant, University of Texas, Austin

“Every day we are contacted by individuals suffering from glove-related dermatitis and many believe it is an allergy to nitrile,” says Stephen J. Atwood, President of Hourglass International, Inc. “They’re relieved to learn that it is most likely not nitrile but the sulfur-based accelerants in the nitrile gloves causing the problem. The best part is that we have accelerator-free gloves with LOW DERMA technology that offer exceptional hand protection that will relieve their agony. Two of our nitrile exam gloves, FreeStyle1100 and Scion700 are chemotherapy drug permeation tested, and the LOW DERMA technology they’re made from is the only nitrile glove U.S.



FDA 510(k) cleared for protection against Fentanyl. Our HandPRO glove brand also includes accelerator-free nitrile gloves for controlled environments and cleanrooms.”

Focus on Prevention

Because skin is an important barrier to bloodborne pathogens and disease, broken skin puts individuals at higher risk of infections and other diseases. A chronic skin condition can also be painful and may cause some people to abandon their career choices.

Even individuals without allergic contact dermatitis should consider switching to an accelerator-free glove. According to NIOSH, “Because the prognosis of occupational irritant and allergic dermatitis is poor, prevention is imperative. One study found that 75 percent of patients with occupational contact dermatitis later developed a chronic skin disease.”

Thousands of potentially harmful chemicals are introduced to workplaces each year, so it is important to reduce your exposure whenever possible. New materials

like LOW DERMA technology nitrile with Low Dermatitis Potential makes it possible to wear comfortable gloves that provide the protection you expect from nitrile – without the allergens.

Content provided by:



Patented Technology*



1. Patent LowDerma.com/patents
2. >240 minutes; granted by U.S. FDA 510(k).

References

NIOSH (The National Institute for Occupational Safety and Health,) Allergic & Irritant Dermatitis

CDC (Centers for Disease Control and Prevention) Frequently Asked Questions, Contact Dermatitis and Latex Allergy

UK rates of occupational skin disease attributed to rubber accelerators, 1996-2012. Warburton KL, Urwin R, Carder M, Turner S, Agius R, Wilkinson SM.



Dedicated to your safety— so you can work with confidence.

Justrite Safety Group is a growing family of leading industrial safety companies united by deep safety knowledge, long experience, and a commitment to protecting people, property and the planet. From OSHA-compliant products for managing hazardous chemicals, to ergonomic matting to improve worker safety and comfort, to wheel chocks and cable protectors for emergency vehicles and hazmat teams—we're here to help you. Our mission is to guide you in creating an ecosystem of safety—so your team can work with confidence.



HARD WORKING GEAR

Workers who wear our gear
refuse to be out-performed
and so do we.

We Protect People with Gloves,
Glasses and Garments.



Versatile and Reliable

Fisherbrand Plastic Bottles and Jars

Fisherbrand Wide Mouth Natural HDPE Bottles with White PP/PE Foam-Lined Caps

Provide good chemical resistance for general lab use with solids, powders, water-based chemicals, and some foods. They feature a wide mouth opening ideal for storing solids.

- Use for high-speed filling, demanding pharmaceutical specifications, and rough handling during shipping
- Translucent and impact resistant with an excellent moisture barrier
- Closures offer chemical resistance against acids, alcohols, alkalis, aqueous products, cosmetics, household oils, and solvents
- Available in round or oblong varieties that save space



Fisherbrand Straight Sided Polypropylene Jars with White PP Caps

Use to collect and store specimens and lab supplies. Designed with straight sides, they allow for complete removal of contents.

- Ideal for large solid samples
- Translucent and durable
- Polypropylene offers greater high-temperature tolerance than HDPE



Fisherbrand Clear Straight Sided Polystyrene Jars with White PP Caps

Made from clear, rigid polystyrene that offers glass-like clarity. Plus, the smooth surface is slip resistant.

- Wide mouth accommodates large solid samples
- Straight sides allow for complete removal of contents



Capacity	Cat. No.	Quantity
Round Natural HDPE Bottles		
60mL (2 oz.)	FB02912031A	48/Case
120mL (4 oz.)	FB02912032A	48/Case
250mL (8.5 oz.)	FB02912034A	48/Case
950mL (32 oz.)	FB02912038A	12/Case
2000mL (67 oz.)	FB02912033A	6/Case
3840mL (128 oz.)	FB02912036A	4/Case
Oblong Natural HDPE Bottles		
125mL (4.2 oz.)	FB02911952A	48/Case
250mL (8.5 oz.)	FB02911957A	48/Case
500mL (17 oz.)	FB02911960A	24/Case
1000mL (34 oz.)	FB02911949A	12/Case
1250mL (42 oz.)	FB02911950A	6/Case
Natural Polypropylene Jars		
30mL (1 oz.)	FB02912025A	72/Case
60mL (2 oz.)	FB02912026A	48/Case
120mL (4 oz.)	FB02912028A	36/Case
240mL (8 oz.)	FB02912029A	36/Case
480mL (16 oz.)	FB02912024A	24/Case
Clear Polystyrene Jars		
30mL (1 oz.)	FB02911792	72/Case
60mL (2 oz.)	FB02912267	48/Case
120mL (4 oz.)	FB02912268	36/Case
240mL (8 oz.)	FB02912269	36/Case
480mL (16 oz.)	FB02912265	24/Case
950mL (32 oz.)	FB02912266	24/Case



Brain Metabolism Study Reveals Age Differences Between Sexes

By Mae Pyer

A new study may have found a scientific reason for women's cognitive sharpness later in life. Researchers discovered that, in terms of brain metabolism, women's brains appear three years younger than men's.

Discovering the Difference

Manu Goyal and his colleagues at Washington University School of Medicine recently published their findings in *Proceedings of the National Academy of Sciences*, comparing the brain metabolism of both sexes with their participants' actual ages.

"We're just starting to understand how various sex-related factors might affect the trajectory of brain aging and how that might influence the vulnerability of the brain to neurodegenerative diseases," said Goyal, assistant professor of radiology, neurology, and neuroscience. He noted that brain metabolism might provide the answers needed to understand these differences.

It's known that the brain requires sugar to function properly, a good portion of it being used for aerobic glycolysis where glucose is converted to lactate with oxygen present. This process, linked to brain development and growth, is most active in babies, children, and adolescents and slows with age.

Sugar that's not used in this process is used to fuel everyday tasks. But the brain changes as the body grows, using less and less sugar for aerobic glycolysis and more for day-to-day function.

Brain Metabolism and Age

A total of 205 people, including 121 women and 84 men, participated in Goyal's study. The group ranged in age from 20 to 82, providing an opportunity to learn how brain metabolism changes with time.

Each participant underwent a PET scan to measure oxygen and glucose activity in the brain. Researchers were able to find the amount of sugar each person was using for aerobic glycolysis. Then,

using a machine-learning algorithm, they entered metabolism data for both male and female participants, and the actual ages of the former, asking the program to calculate the brain age of the latter.

The algorithm determined that the women's brain ages were an average of 3.8 years younger than their actual ages. The same analysis was performed on male participants, their brain ages averaging 2.4 years older. These variances were seen in participants of all ages, even those in their 20s.

The algorithm determined that the women's brain ages were an average of 3.8 years younger than their actual ages.

Goyal commented that while this is both significant and reproducible, "It's nowhere near as big a difference as some sex differences, such as height."

What It Means

Until this study, not much was known about brain metabolism in both sexes. Scientists believe this research is only the beginning and that there is more to uncover.

Researchers have seen that older women tend to outscore men of the same age on reasoning, memory, and problem-solving tests. As a result, Goyal and colleagues plan to continue their studies by tracking a group of adults over time to see if there's a correlation between brain age and cognitive problems.

"I think this could mean that the reason women don't experience as much cognitive decline in later years is because their brains are effectively younger, and we're currently working on a study to confirm that," said Goyal.

Laboratory Safety Solutions



AC600 Series Ductless Chemical Workstation

The AC600 Series Ductless Chemical Workstation is an economical solution for protecting operators and the environment from toxic vapors, gases, fumes, and particulates. It ships fully assembled and can be configured for a variety of common applications.

Standard Features:

- Microprocessor controller with audible and visible alarms for both airflow velocity and filter change
- 360° visibility
- Ideal for low-volume chemical applications

Model	Width	Mfr. No.	Cat. No.
Workstation	32 in.	AC632A	36-100-4271
Workstation, Tall Version	32 in.	AC632TA	36-100-4272
Workstation	48 in.	AC648A	36-100-4274
Workstation, Tall Version	48 in.	AC648TA	36-100-4275

Endeavour Ductless Fume Hood

The Endeavour Ductless Fume Hood is designed to provide superior operator protection from potential toxic fumes, vapors, and particulates. AirSafe NXT provides simple and effective user interaction within fume hood operational parameters.

Standard Features:

- Microprocessor controller has audible and visible alarms for both airflow velocity and filter change
- Bonded carbon filters — no dust
- Polypropylene construction — excellent chemical resistance

Model	Width	Mfr. No.	Cat. No.
Ductless Fume Hood*	48 in.	ACPT4000	36-100-0063
Ductless Fume Hood*	60 in.	ACPT5000	36-100-0067
Ductless Fume Hood*	72 in.	ACPT6000	36-100-0069

*Filters sold separately; application worksheet required



PowderSafe Type B Enclosure

Seamless polypropylene construction provides vibration resistance crucial for accurate powder weighing, while the AirSafe automatic safety controller monitors airflow and filter condition. HEPASafe technology allows filters to be safely and easily changed under negative pressure.

Standard Features:

- Horizontal, HEPA-filtered airflow pattern
- HEPASafe filtration system for simple and easy maintenance
- Thermally fused design for vibration reduction and balance stability



Model	Width	Mfr. No.	Cat. No.
Type B Enclosure	32 in.	AC730C	36-100-4292
Type B Enclosure	48 in.	AC740C	36-100-4293



Horizontal Clean Bench

AirClean Systems manufactures a complete range of horizontal and vertical ISO 5/Class 100 laminar flow clean benches. Application-specific plastics allow for easy cleaning and sterilization, which helps prevent cross contamination.

Standard Features:

- Seamless polypropylene construction
- ISO 5 or better air quality
- Microprocessor controlled
- Available in widths of 4, 5, 6, and 8 feet

Model	Width	Mfr. No.	Cat. No.
Horizontal Clean Bench	48 in.	AC4000HLF	36-100-4381
Horizontal Clean Bench	60 in.	AC5000HLF	36-100-4382
Horizontal Clean Bench	72 in.	AC6000HLF	36-100-4383
Horizontal Clean Bench	96 in.	AC8000HLF	36-100-4384

Combination PCR Workstation

The AirClean Systems Combination PCR Workstation combines an ISO 5/Class 100 clean air environment with UV light sterilization for optimal protection from sample contamination. The UVtect microprocessor constantly monitors workstation functions.

Standard Features:

- Class 100 clean vertical laminar flow air
- Polycarbonate and polypropylene design to reflect UV energy
- Digital UV light time from 0 to 59 minutes
- UV shelf with integrated pipette holder

Model	Width	Mfr. No.	Cat. No.
PCR Workstation	32 in.	AC632LFUVC	36-101-8894
PCR Workstation	48 in.	AC648LFUVC	36-101-8897



PowderSafe Type C Enclosure

The PowderSafe Type C Balance Enclosure incorporates the airflow dynamics and HEPASafe features of the PowderSafe Type B Enclosure with the user-friendly features and chemical fume containment capabilities of the ductless fume hood. Thermally fused polypropylene makes the PowderSafe Type C Enclosure perfect for weighing powders or solvents.

Standard Features:

- Horizontal, HEPA-filtered airflow pattern
- HEPASafe filtration system for simple and easy maintenance
- Thermally fused design for vibration reduction and balance stability

Model	Width	Mfr. No.	Cat. No.
Type C Enclosure	36 in.	AC760C	36-101-8906
Type C Enclosure	48 in.	AC770C	36-101-8908
Type C Enclosure	72 in.	AC780C	36-101-8910

Multi Reax: A Game Changer for Vortexing



Heidolph Test Tube Vortexers

Reax Vortexers

- Vibration orbit: 5mm
- Vibration frequency rates up to 2,500rpm
- Modes: automatic or continuous
- Includes standard black rubber pad for 20mm diameter test tubes
- Analog speed control dial with accurate rpm number settings (Reax Control only)

Reax Control

- Analog dial speed control (rpm setting)
- Maintains constant rpm at very low speeds or with changing loads

Multi Reax — The Only Hands-Free Multi Vortexer

- Accommodates up to 26 vessels with various diameters
- Hands-free operation with use of secure rubber holder
- Speed: 150 to 2,000rpm
- Digital process timer from 1 to 999 minutes
- Includes one attachment to hold 26 vessels (10 to 16mm diameter) and one to hold 12 vessels (16 to 32mm diameter)



Multi Reax



Reax Top



Reax Control

Description	Mfr. No.	Cat. No.
Reax Top Vortex Mixer	03-613-0000	13-889-310
Reax Control Vortex Mixer	03-613-0020	02-321-067
Multi Reax Vortex Mixer	03-613-0040	13-889-410

METTLER TOLEDO

Earn Up to 4X Fisher Scientific Buck\$

METTLER TOLEDO offers a full range of best-in-class products that produce extraordinary results. From pH meters to balances, each of our solutions is user-friendly and extremely accurate, providing you an experience which can only be defined as extraordinary.

Visit fishersci.com/fisherbucks to find your customized solution and start earning today.



SevenExcellence pH Meter

D6 Density Meter

XPR Analytical Balance

G20S Compact Titrator



Discover Exceptional Weighing Performance

OHAUS Adventurer Series Balances

Select from a variety of analytical and precision balances with modern features to meet your laboratory weighing needs.

- Quick stabilization times for fast, accurate measurements
- Easy-to-use 4.3 in. color touchscreen and intuitive user interface
- Large weighing surfaces with space-saving draft shields
- USB compatible

Visit fishersci.com to see the full line of Adventurer balances and other products available from OHAUS.



Model	Capacity	Readability	Cat. No.
Analytical Balances			
AX124	120g	0.0001g	01-920-251
AX224	220g	0.0001g	01-920-253
AX324	320g	0.0001g	01-920-254
AX223	220g	0.001g	01-920-275
Precision Balances			
AX523	520g	0.001g	01-920-279
AX622	620g	0.01g	01-920-266
AX2202	2200g	0.01g	01-920-270
AX5202	5200g	0.01g	01-920-273
AX4201	4200g	0.1g	01-920-257
AX8201	8200g	0.1g	01-920-259



Kent Scientific
CORPORATION

The market leader for small animal research equipment, providing the best in class technology for:

- Rodent Anesthesia
- Physiological Monitoring
- Surgical Lab Setup Solutions

Ductless Fume Hood Safety

Protecting People and Processes

Ductless fume hoods are self-contained enclosures that filter air before returning it to the work environment. Typically used in locations where outside ventilation is not an option, these systems feature activated carbon and/or HEPA filters instead of being connected to an external exhaust. In addition to removing hazardous fumes, vapors, and particles from the air, ductless fume hoods offer convenience, mobility, energy and cost savings, and flexibility for facility planning while promoting a greener laboratory.

Protecting Operators

Ductless fume hoods protect the individuals who use them and people working in the same area from fumes, vapors, and particles that can result in injuries and possibly even death. If the intake airflow is not within a specified range, hazardous materials may flow out of the fume hood and cause harm.

The effectiveness of ductless fume hoods also depends on filters that can remove the hazardous materials in question. Users must be able to monitor both the airflow and filter conditions and respond quickly to adverse conditions. Work with the manufacturer to find the right hood for your specific needs.

Protecting Processes

Ductless laminar flow hoods can help protect precious samples and other materials. Optimal airflow prevents samples and materials from being contaminated by a user or substances present in the work environment. Avoid the risk of background or cross-contamination by using appropriate filtration and monitor to ensure that conditions in the hood remain safe for samples and experiments.

When selecting a ductless fume hood, consider the materials that will be handled. With this information, the manufacturer can recommend proper

filtration, optimal construction materials, an appropriate filter monitoring package, and the correct size — all of which leads to a fume hood designed to meet your functional and safety needs.

Safety Features

Blower capabilities

Blowers must maintain face velocity (measured at the fume hood opening as air moves into the hood) at the optimum level for fume containment.

Vapor-proof illumination

Vapor-proof illuminators provide adequate lighting while helping to meet safety requirements for applications involving flammable dust or vapors.

Work area access

The opening should be large enough for you to have free and easy access to the work surface for safely setting up and running experiments.

Integral spill base

An integral spill base can effectively contain any accidental spills that may occur during use.

Monitor for carbon filter bed saturation

Per American National Standards Institute (ANSI) Z9.5 regulations for laboratory ventilation, carbon filters must be regularly monitored for saturation.

Reliable airflow measurement

The 29 CFR 1910.1450 Occupational Safety and Health Administration (OSHA) standard states that fume hoods must maintain an airflow capable of drawing air from the laboratory and preventing or minimizing the escape of air contaminants into the laboratory.

Appropriate materials for preventing hood deterioration

The interior of the hood must resist attack from any chemical fumes and tolerate the full range of temperatures to which it will be exposed.

Rear baffles

The baffles are moveable partitions that create slotted openings along the back of the fume hood to help maintain even airflow.

Safety Tips

Selecting the appropriate safety features for your ductless fume hood is key, but employees must also be trained in its correct use. OSHA offers the following safety tips for working safely with a fume hood:

- Make sure employees understand fume hood operation and are trained in its proper use
- Refer to the product safety data sheet (SDS) if you are unsure about the hazards and risks for any of the products with which you are working
- Turn the fume hood on and confirm that the airflow is within the required range
- Do not place your head inside the hood opening
- Always wear appropriate eye protection
- Check to see that nothing blocks airflow through the baffles or the baffle exhaust
- Elevate large equipment at least two inches above the base of the hood
- Keep materials inside the hood at least six inches away from the sash opening
- Keep the sash closed when the hood is not in use
- Do not store chemicals inside the hood

While conventional hoods are still the most common choice for ventilation, ductless hoods are gaining popularity thanks to their low installation cost, energy savings, design flexibility, and convenience.

But safety comes first, so consider the options and benefits of ductless fume hoods when purchasing a system. The features of a ductless hood combined with properly trained staff will equip you to protect your people and processes from injury or contamination.

Direct and Indirect Sonication

Fisherbrand Sonic Dismembrators

Fisherbrand Sonic Dismembrators create energy that is transmitted through a titanium probe into a liquid sample to create cavitation (the implosion of micro-bubbles with high shear forces).

Sonic dismembrators can be used with various accessories to process small (μL) to 1L sample volumes.

- Use any of the four models to process samples smaller than 50mL
- Choose a programmable unit for sample temperature control
- Use a 500w or 700w unit for samples larger than 50mL
- The 700w model is required for high throughput, extended programming times, and sample temperature monitoring

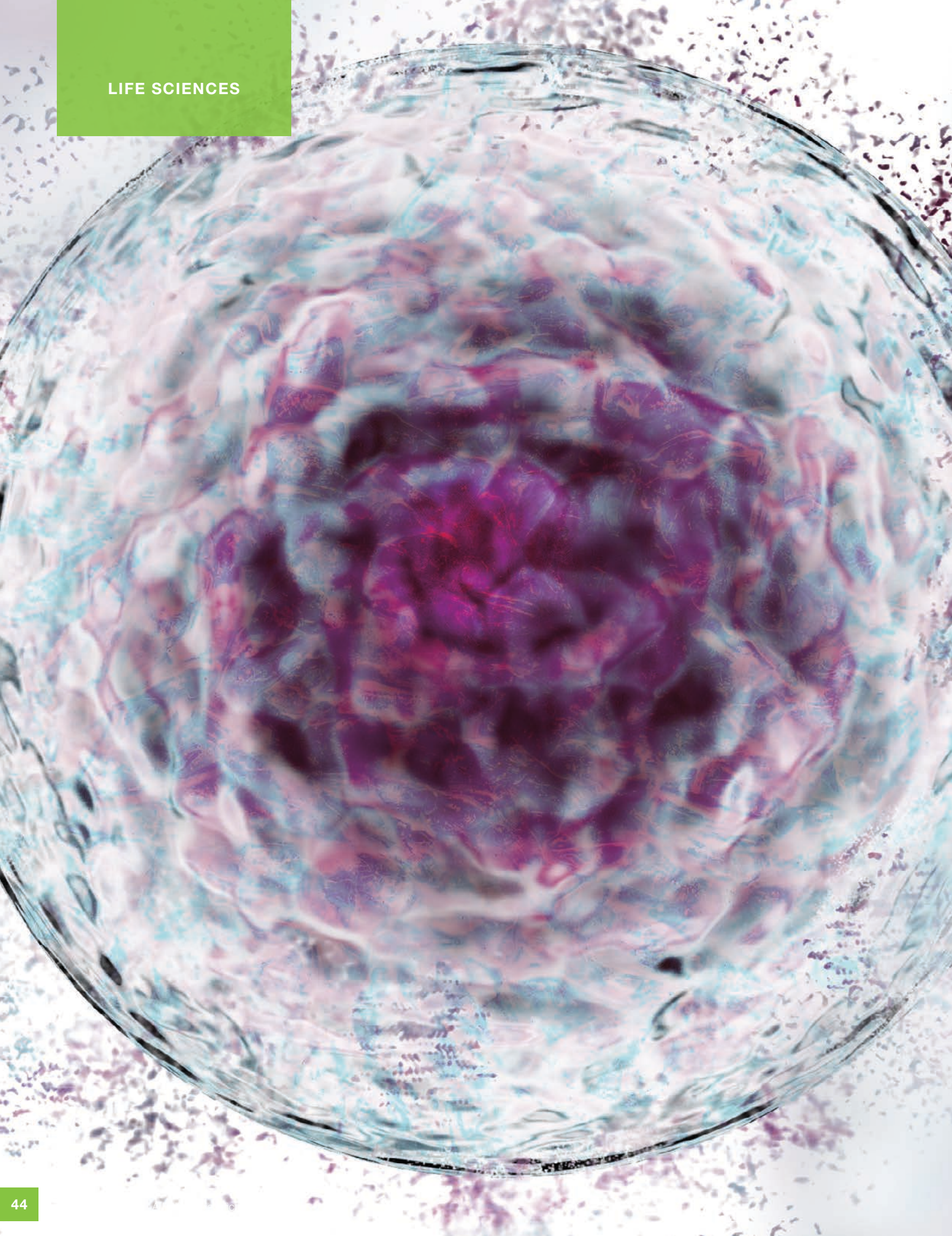
For direct sonication, immerse the probe directly into the sample vessel. Indirect sonication (using the cup horn accessory) can be performed with sealed tubes or vials since there is no contact between the probe and the sample.

Each Fisherbrand Sonic Dismembrator includes a generator, converter, cables, wrench set, and one probe. Other probes and accessories, including the stand and clamp shown here, are sold separately.



Model 505

Model	Applications	Capacity	Power	Cat. No.
50	<ul style="list-style-type: none"> • Basic Cell Disruption 	0.2 to 50mL	50w	FB50110
120	<ul style="list-style-type: none"> • Cell Disruption • Protein Extraction • DNA Shearing/ChIP 	0.2 to 50mL	120w	FB120110
505	<ul style="list-style-type: none"> • Cell Disruption • Nanoparticle Dispersion • Homogenization/Mixing 	0.2 to 1000mL	500w	FB505110
705	<ul style="list-style-type: none"> • Cell Disruption • Protein Extraction • DNA Shearing/ChIP • Nanoparticle Dispersion • Homogenization/Mixing • Sonochemistry 	0.2 to 1000mL	700w	FB705110



Second HIV Patient in Remission After Stem Cell Transplant

By Mike Howie

For the second time, a patient with HIV is in remission after receiving a stem cell transplant. The patient, who was treated by doctors from University College of London and prefers to remain anonymous, has been off medication for 18 months and is still in remission. The doctors caution, however, that it's too soon to declare that the patient is cured.

The patient received a stem cell transplant to combat a blood cancer, and doctors took the opportunity to simultaneously attack the HIV. They selected a donor with the delta-32 mutation, which leads to specific defective receptors (CCR5) and removes the entryway that HIV uses to attack cells. After the donor cells rebuilt the patient's immune system, doctors were unable to successfully infect the new cells in the lab using the same HIV. The virus completely disappeared from the patient's blood after treatment, and 16 months later they stopped taking antiretroviral drugs.

10 Years in the Making

The treatment was inspired by a similar transplant in 2009 with Timothy Ray Brown, who came to be known as the Berlin patient when doctors declared him to be the first person cured of HIV. Brown had been living with HIV for years when he was diagnosed with acute myeloid leukemia. When chemotherapy failed to treat the cancer, Brown underwent two stem cell transplants from a donor who had the delta-32 mutation. Brown's HIV quickly became undetectable after the treatment, and he remains free of the disease to this day.

In the 10 years since Brown was treated and entered remission, doctors tried multiple times to replicate the success. All of those attempts failed, and doctors began to wonder if the case was a fluke. But the newest success in London has reinvigorated interest in therapies targeting CCR5.

The fact that the London patient's treatment was less aggressive than Brown's is equally exciting. While Brown received chemotherapy and full-body radiotherapy, the new patient received

chemotherapy and a drug that specifically targets cancerous cells. Radiotherapy can have severe side effects that make patients very sick, so removing it from the process makes treatment much easier to bear.

Limited Applicability

While exciting and informative, this treatment isn't appropriate for most people with HIV. It requires a bone marrow transplant, a serious procedure with a variety of risks, including death. It's far more dangerous than continuing an antiretroviral treatment that requires daily medication, which most HIV patients respond well to.

But for patients who need a bone marrow transplant to treat cancer or another disease, it's reasonable to seek a donor who has the CCR5 mutation. That in itself could be difficult — only about 1 percent of people of European descent have the mutation — but it doesn't increase the risk of the procedure.

The virus completely disappeared from the patient's blood after treatment.

Researchers are now studying new gene-editing technology in search of a similar treatment that can be applied to more patients with fewer risks. These treatments would use a patient's own stem cells that are modified to mimic the delta-32 mutation and then returned to the patient's body. If successful, the new treatment would eliminate the need to find an appropriate donor and the risks of a stem cell transplant — making the process easier for patients and doctors alike.

Ready for Any Assay

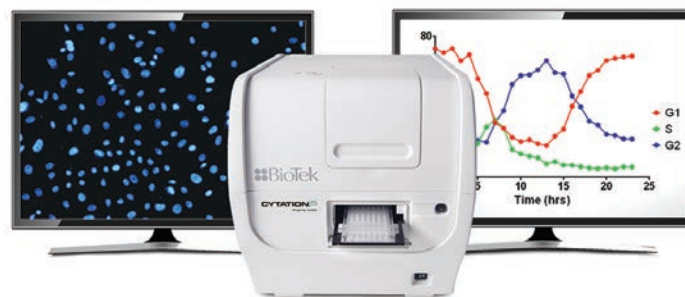


BioTek Instruments

Cytation 5 Cell Imaging Multi-Mode Reader

Cell Imaging and Multi-Mode Detection in One Instrument

- Digital microscopy and multi-mode detection
- Label-free cell counting for cell proliferation studies
- Variable bandwidth monochromators optimize fluorophore detection
- Gen5 Software: complete instrument control, data and image analysis, and flexible reporting



Model	Description	Cat. No.
Cytation 5	Fluorescence, Brightfield, Color Brightfield, and Phase Contrast Imaging; Fluorescence, Absorbance, and Luminescence Detection; Includes Gen5 Software	BTCYT5MPV

AutoScratch Wound Making Tool

Scratch Wound and Cell Migration

- Automatically creates reproducible scratch wounds in cell monolayers
- Simple push-button operation and tool-free scratch pin manifold exchange
- Calculates wound width, percent confluence, and maximum healing rate
- Onboard cleaning routine keeps scratch pins free of build-up



Model	Description	Cat. No.
AutoScratch	Automates Sample Prep for Migration and Invasion Assays, for 24- and 96-Well Microplates	11-120-685

BioSpa 8 Automated Incubator

Automated Live Cell Analysis

- Fully unattended workflow automation for up to eight plates
- Integrated temperature and CO₂/O₂ control, plus humidity monitoring
- Records environment conditions; automated alerts
- Compact for use in biosafety cabinets



Model	Description	Cat. No.
BioSpa 8	Automated Incubator; Environmental Control; Includes BioSpa Control and Monitoring Software	11-120-550


Get Out of the Darkroom and Into the Studio

analytikjena
An Endress+Hauser Company

Analytik Jena UVP ChemStudio *touch*

For a limited time, all ChemStudio models will be equipped with two-channel NIR and three-channel visible fluorescence at no additional cost to you.

- Small footprint, modular, versatile
- Unmatched sensor sensitivity
- Instant-on cold cathode UV transillumination
- Options for built-in touchscreen or external computer control
- One-touch templates for easy image capture
- Simple, comprehensive analysis, unlimited free software, no proprietary data files
- Three-year warranty



Contact your **Fisher Scientific sales representative** to order.

Excludes healthcare customers. See page 56 for details.

Description	Mfr. No.	Cat. No.
ChemStudio <i>touch</i> , 815	SP-1082	SP1082PM
ChemStudio <i>touch</i> , 615	SP-1083	SP1083PM
ChemStudio PLUS <i>touch</i> , 815	SP-1084	SP1084PM

Protect Your Columns and Samples



GE Healthcare Protein Prep Syringe Filters

Remove particulate matter that can damage columns with GE Healthcare Protein Prep Syringe Filters. They're the optimal choice for filtering samples before chromatography with ÄKTA systems.

- Hydrophilic regenerated cellulose membranes for low protein binding
- Optimized to prepare samples for chromatography using ÄKTA protein purification systems
- Low levels of interfering extractables; lot-to-lot certified
- Use 13mm diameter filter for sample volumes less than 10mL
- Use 0.2µm pore size filters for chromatography resin sizes less than 30µm



Diameter	Pore size	Mfr. No.	Cat. No.	Quantity
13mm	0.2µm	10463103	45-550-003	150/Pack
13mm	0.45µm	10463113	45-550-004	150/Pack
30mm	0.2µm	10463043	45-550-002	150/Pack
30mm	0.45µm	10463033	45-550-001	150/Pack


Bring Your Research Into Focus

Fisherbrand Microscopes

Choose analog or digital compound, inverted, or stereo microscopes with a range of magnifications. Featuring improved optics, a patented illumination system, increased working distances, and lower-profile bases that are more stable, redesigned Fisherbrand microscopes help make lab work easier.



Visit fishersci.com/fisherbrandmicroscopes
or fishersci.ca/fisherbrandmicroscopes to learn more.



*fisher*brand FRIDAYS

Exciting Deals Every Week

Get exclusive offers on glassware, personal protective equipment, and more in your inbox each week with Fisherbrand Fridays.

The promotions are valid for just one day, so don't miss out on great savings every Friday.

Visit fishersci.com/fisherbrandfriday to learn more.

Fisherbrand Friday offers are available in the U.S. only.

Protective Coating, Functional Accessories

Fisherbrand Maxima Rotary Vane Vacuum Pumps

Fisherbrand Maxima Rotary Vane Vacuum Pumps are durable and have superior vapor handling capability. Use these pumps for vacuum furnace evacuation, rotary evaporation, vacuum sterilization, mass spectrometry, freeze drying, vacuum centrifugal applications, vacuum distillation, and other processes that require a reliable vacuum.

The need to service these pumps is reduced by:

- Enhanced, corrosion-resistant coatings to protect from aggressive chemicals
- A large oil reservoir that dilutes harsh chemicals
- A cooling system that helps the pump run 10°C cooler than standard rotary vane pumps, which reduces chemical activity and slows the rate of oil consumption

Maxima pumps are also available in explosion-proof versions and with alternate voltages and plug types.



Model	Displacement (Flow Rate) at 60Hz	Ultimate Vacuum	Dimensions (L x W x H)	Shipping Weight	Cat. No.
M4C	2.7 CFM (78L/min.)	5 x 10 ⁻⁴ torr (4 x 10 ⁻⁴ mbar)	18.2 x 6.1 x 9.1 in. (46 x 16 x 23cm)	63 lb. (29kg)	01-184-202
M6C	4.2 CFM (118L/min.)			63 lb. (29kg)	01-184-203
M8C	5.6 CFM (158L/min.)			65 lb. (30kg)	01-184-204
M16C	12.8 CFM (363L/min.)	3 x 10 ⁻⁴ torr (2 x 10 ⁻⁴ mbar)	22.4 x 8.1 x 11.4 in. (57 x 21 x 29cm)	200 lb. (91kg)	01-184-205
M24C	18.3 CFM (519L/min.)			103 lb. (47kg)	01-184-206
M30C	22.1 CFM (627L/min.)			106 lb. (48kg)	01-184-207

All models include an exhaust filter, funnel, and hose clamp.

Avoid Harsh Chemicals and Reduce Waste

Fisherbrand Ultrasonic Cleaners

Fisherbrand Ultrasonic Cleaners allow you to clean discarded parts and restore them to working condition without the use of harsh chemicals. With a mild solution, they can clean a variety of items, including:

- Plastic cell phone cases
- Glass flasks with residual polymer, cannabis residue, and other stubborn substances
- Tips for paint spray guns

Before



After



Fisherbrand 112xx Series Advanced Ultrasonic Cleaners are more powerful than conventional cleaners. They feature a wide range of adjustable parameters for lab applications, including cleaning, mixing, and degassing.

- Maximum versatility: choose frequency, power level, time, temperature, and mode
- Modes: normal, pulse, sweep, and de-gas
- Six tank sizes: 0.7 to 7.4 gallons
- Compatible with multiple cleaning solutions
- Full line of accessories (sold separately)
- Products in stock and ready to ship



Model	Capacity	Cat. No.
FB-11201	2.75L (0.7 gal.)	FB11201
FB-11203	5.75L (1.5 gal.)	FB11203
FB-11205	6.9L (1.8 gal.)	FB11205
FB-11207	12.75L (3.3 gal.)	FB11207
FB-11209	18L (4.75 gal.)	FB11209
FB-11211	28L (7.3 gal.)	FB11211

Multiple Nitrile and Latex Options

Fisherbrand Disposable Gloves

Fisherbrand Disposable Gloves come in your choice of nitrile or latex, with or without aloe, and in a range of colors, textures, thicknesses, and sizes. These gloves are nonsterile, ambidextrous, and powder free.



Description	Cuff Length	Thickness: Palm and Fingers	Color, Texture	Sizes	Cat. No.	Quantity
Nitrile Exam Gloves	9.5 in.	3 and 4.3mil	Blue, Full	X-Small to 2X-Large	19-130-1597A to 19-130-1597F	1,000/Case
Comfort Nitrile Exam Gloves	9.5 in.	3 and 3.5mil	Periwinkle Blue, Fingers	X-Small to X-Large	19-041-171A to 19-041-171E	2,000/Case*
Black Nitrile Exam Gloves	9.5 in.	3.5 and 5.5mil	Black, Fingers	X-Small to 2X-Large	19-156-300, 19-181-603 to 19-181-607	1,000/Case
Dark Blue Nitrile Exam Gloves	9.5 in.	4.7 and 5.5mil	Cobalt Blue, Full	Small to X-Large	19-181-608 to 19-181-611	1,000/Case
Nitrile Exam Gloves, Extended Cuff	12 in.	6 and 7.0mil	Teal, Full	Small to X-Large	19-041-170A to 19-041-170D	500/Case
Nitrile Exam Gloves with Aloe	9.5 in.	5.5 and 6.0mil	Green, Full	Small to X-Large	19-050-550A to 19-050-550D	1,000/Case
Comfort Nitrile Exam Gloves with Aloe	9.5 in.	3.1 and 3.9mil	Blue Green, Full	X-Small to X-Large	19-041-172A to 19-041-172E	1,000/Case
Comfort Nitrile Exam Gloves with Aloe	9.5 in.	2.8 and 3.9mil	Green, Fingers	X-Small to X-Large	19-041-191A to 19-041-191E	2,000/Case
Latex Exam Gloves	9.5 in.	5 and 6.3mil	Natural, Full	Small to X-Large	11-394-5A to 11-394-5D	1,000/Case
Latex Exam Gloves with Aloe	9.5 in.	6 and 6.5mil	Natural, Full	Small to X-Large	19-050-548A to 19-050-548D	1,000/Case

*Size XL contains 180 Gloves/Box, 1,800/Case

Protect What Matters Most with Fisherbrand PPE

Keep your people safe in the lab with a wide range of Fisherbrand Personal Protective Equipment, including:

- Reusable lab coats
- Disposable lab coats
- Gloves
- Bouffants
- Safety glasses
- Goggles
- Beard covers
- Facemasks
- Sleeve covers
- Isolation gowns
- Frocks
- Shoe covers

Visit fishersci.com/fisherbrandsafety
or fishersci.ca/fisherbrandsafety to shop.



Oil Free, Low Maintenance

Fisher Scientific MaximaDry Pumps

No more downtime to add or change pump oil. Enjoy quiet, reliable operation without the mess of oil or the operating costs and environmental problems associated with water aspirators.

- **Corrosion-resistant materials** — The thick, solid PTFE resin heads will not peel or corrode when exposed to most aggressive solvents and the sturdy FFPM valve system handles occasional liquids without degrading performance
- **Quick and easy setup** — Be up and running in minutes; everything connects together without tools or fittings, just add 3/8 in. I.D. tubing
- **Compact, stylish design** — For convenient access, your MaximaDry Oil-Free Pump fits easily where you need it — on your bench or inside your fume hood



13-880 Series

Head Configuration	Capacity	Vacuum	Pressure	Motor	Dimensions (L x W x H)	Cat. No.
Single Stage	20L/min.	75 torr	15psig	1/6 hp	13 x 6.5 x 8.5 in.	13-880-14
Single Stage	40L/min.	65 torr	15psig	1/6 hp	13 x 6.5 x 8.5 in.	13-880-16
Two Stage	20L/min.	6 torr	15psig	1/6 hp	15 x 6.5 x 8.5 in.	13-880-18
Two Stage	35L/min.	6 torr	15psig	1/3 hp	16 x 7 x 9 in.	13-880-20
Two Stage	35L/min.	1.5 torr	15psig	1/3 hp	16 x 7 x 9 in.	13-880-22



Everything You Need to Furnish Your Lab

Choose new Fisherbrand furniture solutions that maximize your budget and ship within 10 days of ordering.

Our comprehensive line of lab furniture includes:

- Wall and tall casework
- Shelving systems
- Lab workstations
- And much more



Visit fishersci.com/fisherbrandfurniture or fishersci.ca/fisherbrandfurniture to shop the collection.



Order Your Fisher Scientific PPE Catalog

Protecting What Matters Most

Shop the products you need to protect your workers — all in one place — with the new Fisher Scientific Personal Protective Equipment Catalog.

Visit fishersci.com/ppecatalog to order your copy.

Promotion Terms and Conditions

These promotions are not available to our current or potential healthcare customers. Healthcare customers include any healthcare practitioner, other healthcare provider or any individual or organization authorized to prescribe, dispense, purchase or influence the acquisition or use of medical devices or supplies for clinical use. Healthcare customers include, without limitation, any "Health Care Practitioner" under the Massachusetts Marketing Code of Conduct Law (defined at 105 C.M.R §907.004) or a "Health Care Provider" under the Vermont Prescribed Products Gift Ban and Disclosure Law (defined at Vt. Stat. Ann. tit. 18, §4631a(8)). By participating in any of these promotions, you warrant that you are not a current or potential healthcare customer. Thermo Fisher Scientific reserves the right to determine your status in the event of a dispute.

Customer acknowledges that these offers may include a discount or other price reduction that must be properly and accurately accounted for and reported by customer in accordance with all federal and state laws, including without limitation the federal anti-kickback law (42 U.S.C. § 1320a-7b)(3)(A) and regulations thereunder (42 C.F.R. §1001.952(h)).

The factual representations regarding the products accurately reflect the manufacturers' representations to Fisher Scientific. To the extent permissible, Fisher Scientific will make available to its customers the manufacturers' warranties. The sole and exclusive liability of Fisher Scientific shall be refund of the purchase price or replacement of the product. In no event shall Fisher Scientific be liable for incidental or consequential damages. **FISHER SCIENTIFIC EXPRESSLY DISCLAIMS ALL OTHER WARRANTIES, WHETHER EXPRESS, IMPLIED, OR STATUTORY, INCLUDING THE WARRANTIES OF MERCHANTABILITY AND FITNESS FOR A PARTICULAR PURPOSE.** Prices may change without notice. Prices are U.S. list prices — pricing may vary in Canada. Content and printed prices subject to confirmation by your Fisher Scientific Sales Representative. Telephone calls may be monitored as part of Fisher Scientific's quality process.

© 2019 Thermo Fisher Scientific Inc.
All rights reserved.
Trademarks used are owned as indicated
at fishersci.com/trademarks.
Litho in U.S.A. 19-245-0282 03/19
BN20194001